

2015 ANNUAL REPORT

MARYLAND DEPARTMENT OF STATE POLICE MARYLAND VEHICLE THEFT PREVENTION COUNCIL



LAWRENCE J. HOGAN, JR.
Governor

BOYD K. RUTHERFORD
Lt. Governor

COLONEL WILLIAM PALLOZZI
Superintendent, Maryland Department of State Police

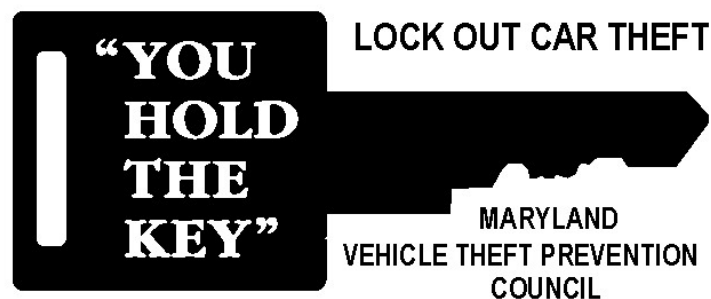
CHRISTOPHER T. McDONOLD
Executive Director



Uniform Crime Report *Crime in the United States, 2015*

In the FBI's Uniform Crime Reporting (UCR) Program, motor vehicle theft is defined as the theft or attempted theft of a motor vehicle. In the UCR Program, a motor vehicle is a self-propelled vehicle that runs on land surfaces and not on rails. Examples of motor vehicles include sport utility vehicles, automobiles, trucks, buses, motorcycles, motor scooters, all-terrain vehicles, and snowmobiles. Motor vehicle theft does not include farm equipment, bulldozers, airplanes, construction equipment, or water craft such as motorboats, sailboats, houseboats, or jet skis. The taking of a motor vehicle for temporary use by persons having lawful access is excluded from this definition.

2015
ANNUAL REPORT
OF THE
MARYLAND VEHICLE THEFT PREVENTION COUNCIL
TO THE
GOVERNOR AND LEGISLATURE
OF THE
STATE OF MARYLAND



Lawrence J. Hogan, Jr.
Governor
Boyd K. Rutherford
Lt. Governor

MARYLAND



FOR MORE INFORMATION, PLEASE CONTACT:

MARYLAND VEHICLE THEFT PREVENTION COUNCIL

1201 Reisterstown Road

Pikesville, MD 21208

Phone (410) 386-3015

1-800-96-THEFT

E-Mail: mvp.vtpc@maryland.gov

www.MDAutoTheft.org

2015 ANNUAL REPORT

MARYLAND VEHICLE THEFT PREVENTION COUNCIL

COUNCIL MEMBERS

The Vehicle Theft Prevention Council consists of thirteen members appointed by the Governor. The Council includes representatives of law enforcement, prosecutors' offices, automobile insurers, state government, and the general public.

EX OFFICIO MEMBERS

Colonel William Pallozzi

Secretary, Department of State Police
Chair

Sam J. Abed

Secretary, Department of Juvenile Services

Stephen T. Moyer

Secretary, Department of Public Safety and
Correctional Services

Christine Nizer

Administrator, Motor Vehicle Administration

COUNCIL STAFF MEMBERS

Christopher T. McDonold

Executive Director

Gregory M. Shipley

Director, Media Communications
Department of State Police

Elena Russo

Deputy Director, Media Communications
Department of State Police

REGULAR MEMBERS

James V. Aluisi

Community Representative
Anne Arundel County

Neil Schachter

Community Representative
Baltimore County/Baltimore City

Thomas P. Reich

Representative
National Insurance Crime Bureau Representative

William Paul Holland

State Farm Insurance Company, Foreign
Insurance Carrier Representative

Hon. Scott D. Shellenberger

State's Attorney for Baltimore County
Maryland State's Attorney's Representative

Angela Carpintieri

Representative
Office of the Governor

Phillip V. Lee

Community Representative
Prince George's County

Larry E. Hinton

GEICO Insurance Company
Domestic Insurance Carrier Representative

Chief Henry P. Stawinski III

Prince George's County Police Department
Local Law Enforcement Representative




TABLE OF CONTENTS

Executive Summary	1
Nature and Extent of Vehicle Theft in Maryland	2
Statewide Vehicle Theft Prevention Strategies	9
The Council's Impact on Preventing Vehicle Theft	10
Vehicle Theft By The Numbers	12
Vehicle Theft Facts and Tips	14
The Year in Pictures	15

Appendices

A - Jurisdictions Receiving Council Assistance	25
B - Multi-Jurisdictional Task Force Operations	26
C - Washington Area Vehicle Enforcement Accomplishments	27
D - Summary of Grant Recipients	28
E - Grant Award Analysis By Jurisdiction	30
F - Fiscal Summary Report	32
G - Percentages By Jurisdiction	33
H - Maryland Vehicle Thefts	34
I - National Vehicle Theft Totals	35
J - National Vehicle Theft Rates	36
Vehicle Theft On the Road	37

A PARTNERSHIP IN LAW ENFORCEMENT



EXECUTIVE SUMMARY

The Vehicle Theft Prevention Council (Council) is in its 21st year of service to the citizens of the State of Maryland. Council Programs have proven to be highly effective with a direct correlation to funding levels. From 1995 - 2000, Vehicle Theft Programs were fully funded and vehicle theft decreased 32%. From 2001 - 2004, funding levels were drastically reduced and vehicle theft increased 28%. Full funding levels were restored in 2005, with a corresponding decrease of 60% by 2015. Since the Council's inception in 1994, vehicle theft in Maryland has decreased 64% in total numbers.

WASHINGTON REGION

Of significance, is the high level of vehicle thefts experienced in Prince George's County. Between 2001 - 2004, vehicle theft increased 102% from 8,659 to 18,482. With enhanced funding in FY 2005 - FY 2015, vehicle theft prevention programs were restored in the County. By the end of 2015, vehicle theft had decreased 73% to a level of 3,431; vehicle thefts in the Washington Region decreased 67%.

BALTIMORE REGION

The Council's most prominent success has been in the Baltimore Region. In 1994, 55% of all vehicle thefts in the state occurred in Baltimore City and Baltimore County. The Council's first funded Program was to assist in creating a multi-jurisdictional Task Force between the City and the County which has come to be known as the Baltimore Regional Auto Theft Team, or RATT. This proved to be highly successful; vehicle theft rates in Baltimore City and Baltimore County decreased 50% between 1995 - 2000, while vehicle theft in those areas has since decreased an average of 28%. The RATT concept was duplicated in the Washington Region in 2005 with similar results.

2015 COUNCIL INITIATIVES

In July 2015, the Council awarded 20 grants to a variety of organizations encompassing public awareness and prevention, law enforcement, prosecution, and juvenile intervention for a total of \$1,841,500. These grants were focused on the Baltimore/Washington Metropolitan Area where 93% of all vehicle thefts occur. Grants in the Baltimore Region were awarded to Baltimore City, Baltimore County, Anne Arundel County, Harford County, Howard County, and the City of Annapolis. Grant assistance in the Washington Region includes Prince George's, Montgomery, and Charles Counties.

*The Council
awarded 20
grants in
2015...for a total
of \$1,841,500.00.*



The Council continues to support and administer "Watch Your Car" which is a National Vehicle Theft Prevention Program. The Program is voluntary and allows police to stop vehicles displaying the special "Watch Your Car" decals between the hours of 1:00 a.m. and 5:00 a.m. There are

approximately 40,000 Maryland motorists currently registered in the Program.

The Council also continues to partner with the MD-DC Anti-Car Theft Committee (ACT). ACT is the Council's private sector partner and provides free "VIN Etching" and other vehicle theft prevention services which supplement the Council's public awareness efforts.

CONCLUSION

Based upon funding levels, the Council has been successful in providing planning and fiscal resources to state, local jurisdictions, and community organizations whose effort, in turn, affected vehicle theft rates. Our goal is not only to continue to reverse the vehicle theft trend, but to continue to manage the problem in the future.

THE NATURE AND EXTENT OF VEHICLE THEFT IN MARYLAND

After four years of significant increase between 2000 - 2004, Maryland has experienced a 63% percent reduction in vehicle theft since 2003. In 1999, Maryland had a total of 26,063 vehicle thefts, a decrease of 32% over 1994. Total thefts rose to 36,406 in 2003 representing an increase of 10,339 stolen vehicles. In 2004, we saw a slight decrease of 545 stolen vehicles, or -1.5%. In 2015, thefts had decreased to 13,564, or a 63% decrease over 2003. In economic terms, this decrease is significant. Based on the \$7,001.00 UCR average price of a stolen vehicle, decreases in thefts since 2003 translates to an economic savings of \$159,916,842 to Maryland citizens.

THE NATURE OF VEHICLE THEFT

Vehicle theft is primarily a crime of opportunity. Victims often fail to employ even the most modest precautions to deter theft. Frequently, victims either do not lock the vehicle, leave the vehicle with the keys in the ignition, or occasionally, both. Several surveys indicate that many cases of vehicle theft result from such carelessness. Surveys by the Baltimore Regional Auto Theft Team (RATT), continues to show that 25-30 percent of recovered stolen vehicles had the key in the car at the time of their recovery.

The Prince George's County Police Department findings: approximately 32% of criminal incident reports surveyed mentioned that the key was found in the recovered vehicle. The Montgomery County Police reported similar findings. Thus, the perpetrators often steal a vehicle with little effort.

PERPETRATORS

Auto theft can best be understood by the perpetrator's motivations. Thefts can be distributed into four distinct groups. In most cases, vehicles are stolen either for the resale or distribution of parts, for transportation purposes, for the commission of other crimes, or for exportation. Of these four factors, the greatest threats to Maryland

citizens are the destruction of vehicles for parts and exportation. The operation of "chop shops" and exportation allows for the complete destruction of vehicles often resulting in a total loss for the owner. In the other two instances (transportation purposes and the use of vehicles to commit other crimes) the destruction of the vehicle is generally not as certain and the large majority are recovered.

During 2015, 81% of the motor vehicle thefts were cars, 9% were trucks and buses, and 10% were other motor vehicles. Motor vehicle thefts accounted for 9% of property crime and 8% of the crime index. There were 225.8 motor vehicle thefts per 100,000 population.

The 2015 Maryland UCR provided final arrest statistics for vehicle theft. In comparing 2014 to 2015 data, arrests for vehicle theft increased from 1,459 in 2014 to 1,533 in 2015. The perpetrators, according to the 2015 UCR, were 84% male and 16% female; with 27% being white, 72%

African American, and less than 1% Asian or American Indian. 43% of those arrested for vehicle theft were juveniles.

LOCATION OF THEFT

Historical data indicates that vehicle thefts often occur in two distinct areas that conform to a time frame. In most circumstances, thefts occur either in residential areas in the late evening and early morning hours, or in commercial areas in the mid-day hours. In both cases, the perpetrators easily elude observation.

RECOVERY & VEHICLE THEFT

Often, the location of the recovery provides law enforcement officials with valuable information on the nature of the crime. In rural areas, vehicles are often abandoned in fields. Vehicles left in suburban and urban areas generally are found on the street, as if parked. In 2015, 78% of reported stolen vehicles were recovered at a value of \$53,319,529.

In 2015, 78% of reported stolen vehicles were recovered at a value of \$53,319,529.



2015 ANNUAL REPORT

MARYLAND VEHICLE THEFT PREVENTION COUNCIL

This rather substantial recovery rate suggests that most vehicle theft instances are related either to transportation purposes or to the use of a vehicle to commit other crimes.

TYPES OF VEHICLES STOLEN

Although vehicle theft is primarily a crime of opportunity, perpetrators often favor particular makes and models. The following list ranks, according to information received by the Maryland Vehicle Theft Prevention Council, the ten most common vehicles stolen in the area of occurrence.

Top 10 Stolen Vehicles in Maryland:

1. Dodge Caravan	2003
2. Honda Accord	2008
3. Toyota Camry	2014
4. Honda Civic	2012
5. Ford Pickup (Full Size)	2004
6. Nissan Altima	2013
7. Toyota Corolla	2014
8. Jeep Cherokee/Grand Cherokee	2015
9. Chevrolet Pickup (Full Size)	1999
10. Hyundai Sonata	2013

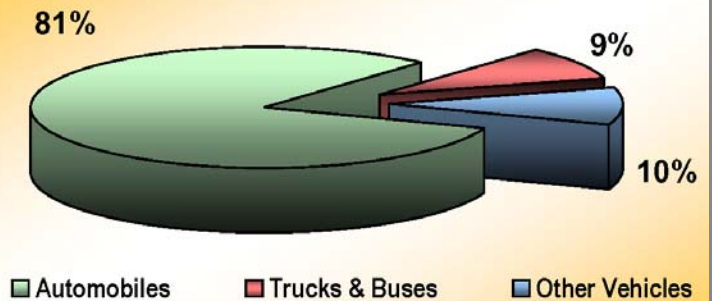
Top 10 Stolen Nationwide:

1. Honda Accord	52,244
2. Honda Civic	49,430
3. Ford Pickup (Full Size)	29,396
4. Chevrolet Pickup (Full Size)	27,771
5. Toyota Camry	15,446
6. Dodge Pickup (Full Size)	11,212
7. Toyota Corolla	10,547
8. Nissan Altima	10,374
9. Dodge Caravan	9,798
10. Chevrolet Impala	9,225

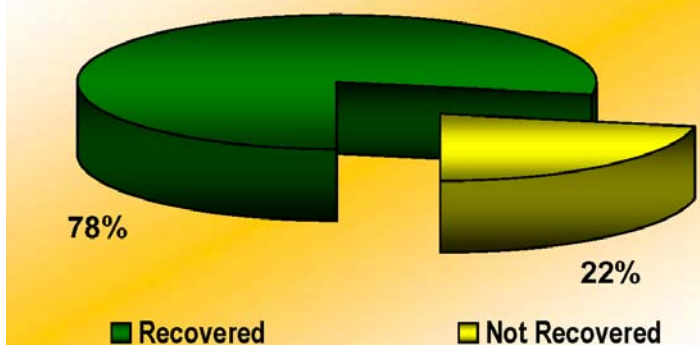
MOTOR VEHICLE ROBBERY

In 2015, there were 524 carjackings, a 49.7% increase from the 350 reported in 2014, and the 330 reported in 2013. It has previously been hypothesized that, as public awareness programs increase and anti-theft devices become more popular, carjackings would also increase. However, recent data does not support this hypothesis. From 1994 - 2000, vehicle theft decreased 36% and carjacking decreased 44%. From 2005 - 2014, vehicle theft decreased 61% and carjacking decreased 55%. The nature of vehicle theft and vehicle robbery differ drastically. Whereas vehicle theft is a crime of opportunity, vehicle robbery presents the perpetrator with intense personal involvement with the victim. In 2015, vehicle theft increased 3% and carjacking increased 49.7% over the previous year.

Types of Vehicles Stolen



Recovered Stolen Vehicles



Consumer Reports

**Driver error is to blame in
40% to 50% of vehicle
thefts.**

**(keys in vehicle / windows
down / doors unlocked)**

2015

ANNUAL REPORT

MARYLAND VEHICLE THEFT PREVENTION COUNCIL

THE EXTENT OF VEHICLE THEFT

The Baltimore Region has seen decreases in vehicle theft since 1994 levels. The most dramatic decreases can be seen in Baltimore County, Baltimore City and Howard County. These three areas had decreases of 72, 59 and 82 percent, respectively, since the intervention of the Council in 1994. In addition, as part of the Baltimore Metro area, Anne Arundel County has experienced a 65% decrease, while Harford County has decreased 73%.

The Washington Region has seen similar success since 1994 with Montgomery County experiencing a 77% decrease, Charles County decreasing 52% and Prince George's County seeing a decrease of 64%.

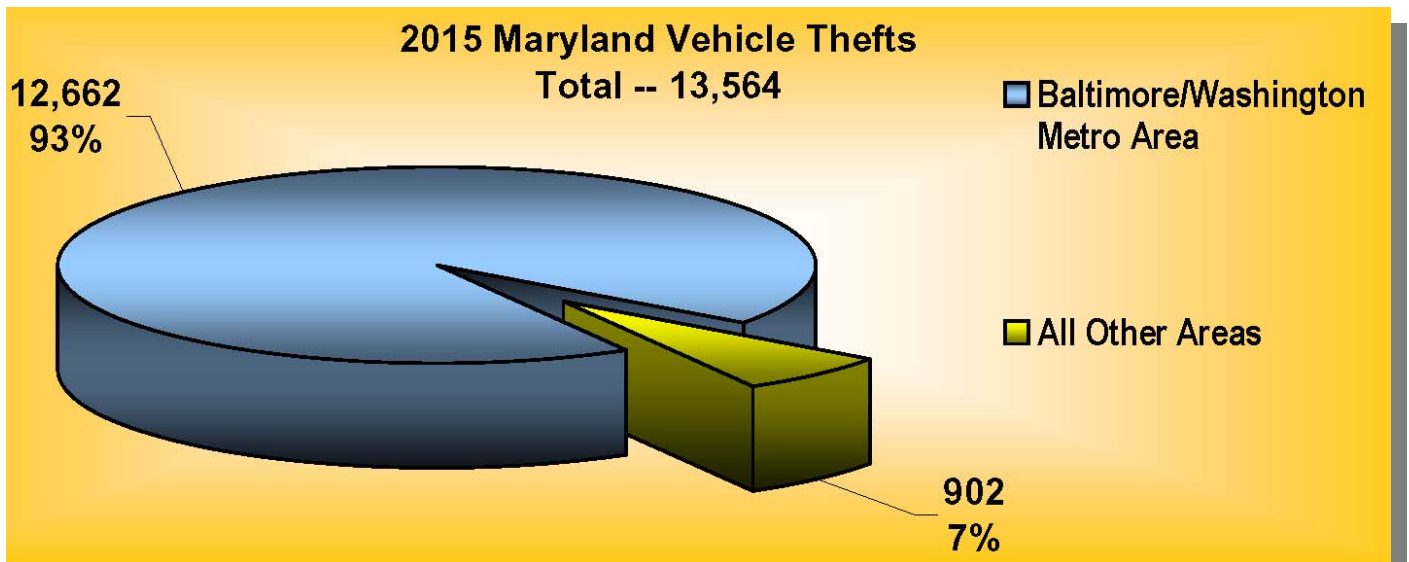
Most non-urban regions of the state experienced decreases in vehicle theft since the inception of the council. The Western Region (Allegany, Carroll, Frederick, Garrett, and Washington Counties) was no exception, with a decrease of 42%. The Eastern Shore Region (Caroline, Cecil, Dorchester, Kent, Queen Anne's, Somerset, Talbot, Wicomico, and Worcester Counties) reported a decrease of 50%. The Southern Region (Calvert, Charles, and St. Mary's Counties) reported a decrease of 43%. Of note is a 77% decline in Worcester County, a 74% decline in Talbot County, and a 72% decline in Garrett County. Also noteworthy is a 9% increase in Dorchester County and a 15% increase in Washington County.

COMPARISON WITH OTHER CRIMES

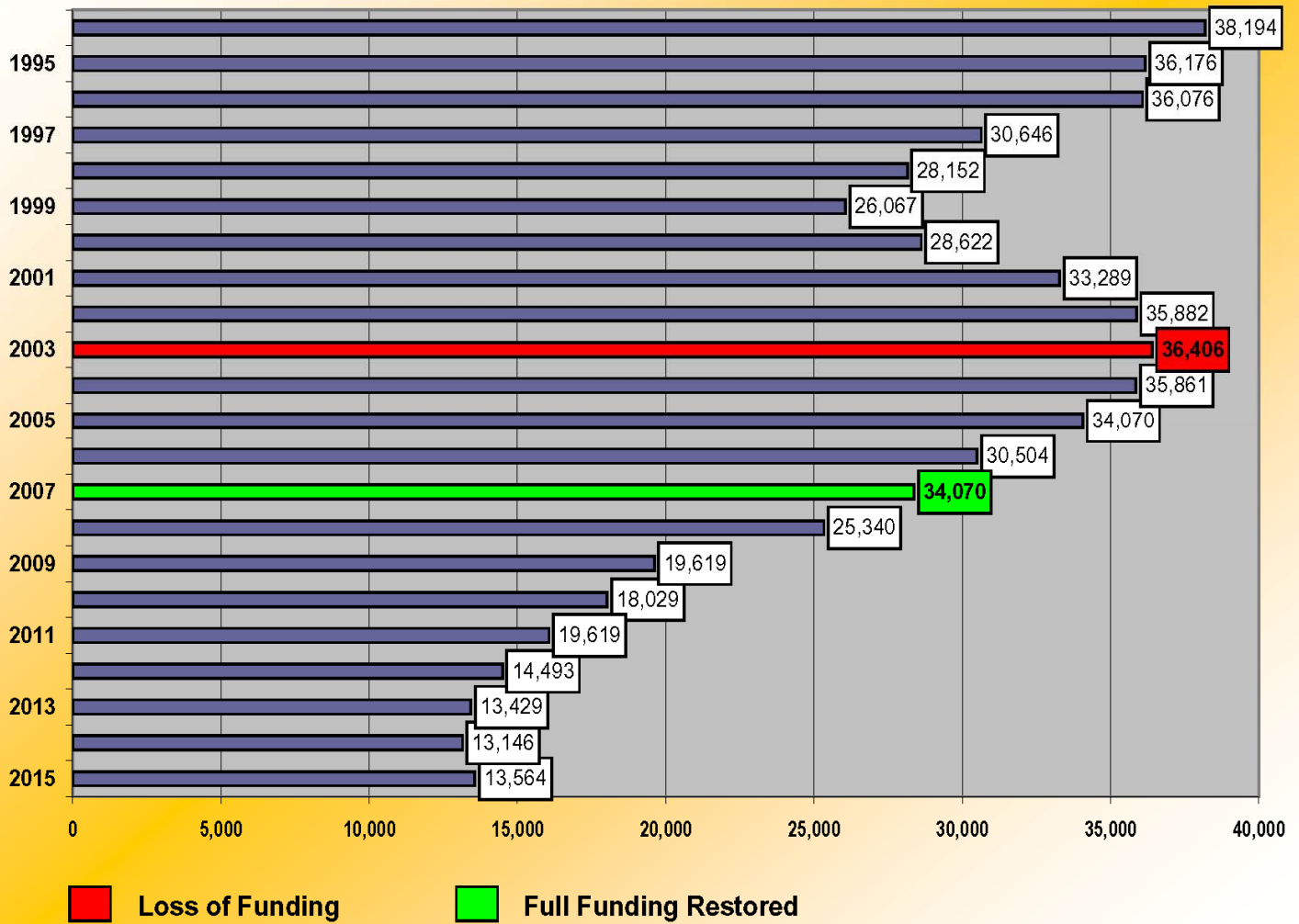
The trends in vehicle theft during 2015 can be compared to other forms of crime. On the whole, crime in Maryland decreased 3% over 2014. For 2015, the vehicle theft rate in Maryland has increased 3.1%. Since the Council's first programs were implemented in 1994, the motor vehicle theft rate has declined 70.4 percent (per 100,000 population.). The most significant decline in crime since 1994 has been motor vehicle theft, where the rate in Maryland has declined 64%.

CONCLUSION

Vehicle theft continues to be a problem for Maryland. Research has shown that vehicle thefts are committed in concert with other related crimes. As vehicle thefts decline, the opportunity to commit other related crimes also decreases.

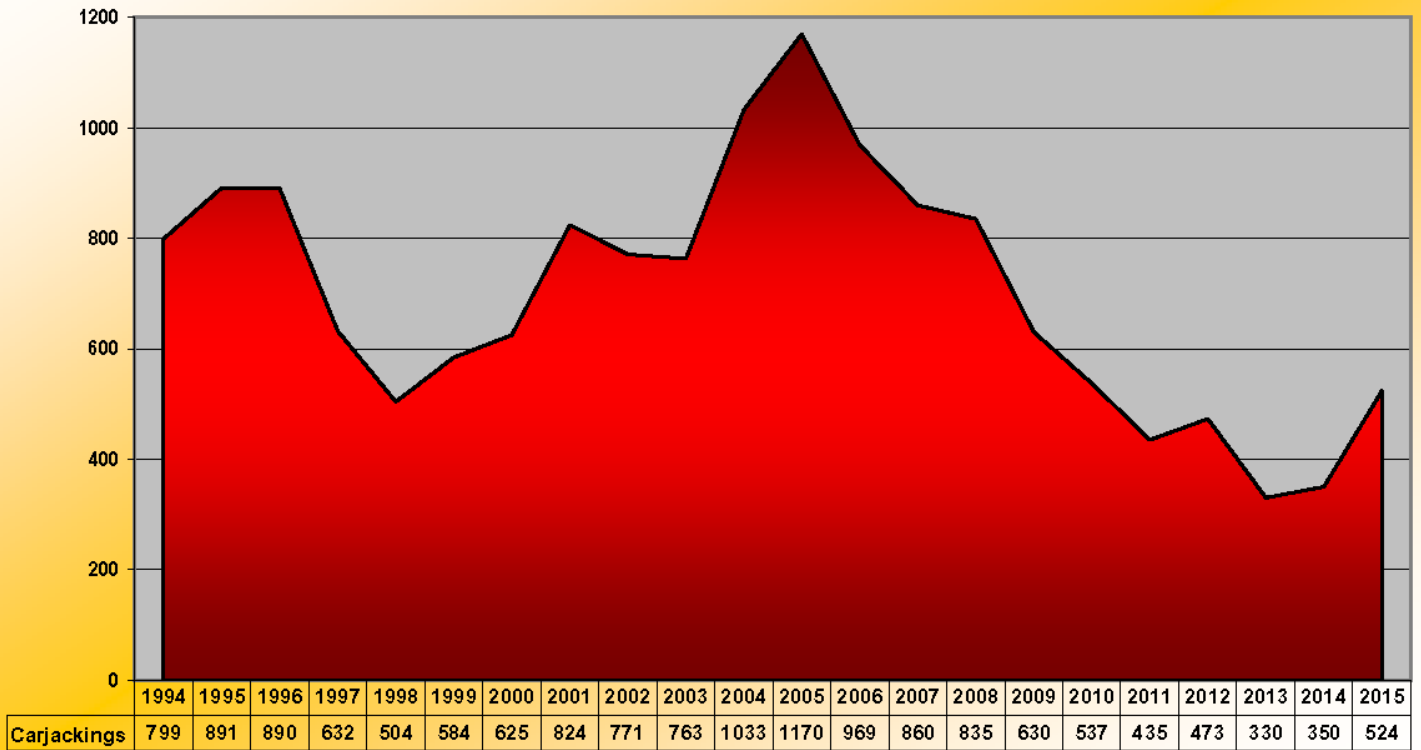


Maryland Vehicle Theft



Many stolen vehicles end up like this. The Maryland Vehicle Theft Prevention Council encourages residents to protect their property from theft by employing a "Four Layer Approach".

Maryland Carjackings



Carjackers look for the right opportunity.

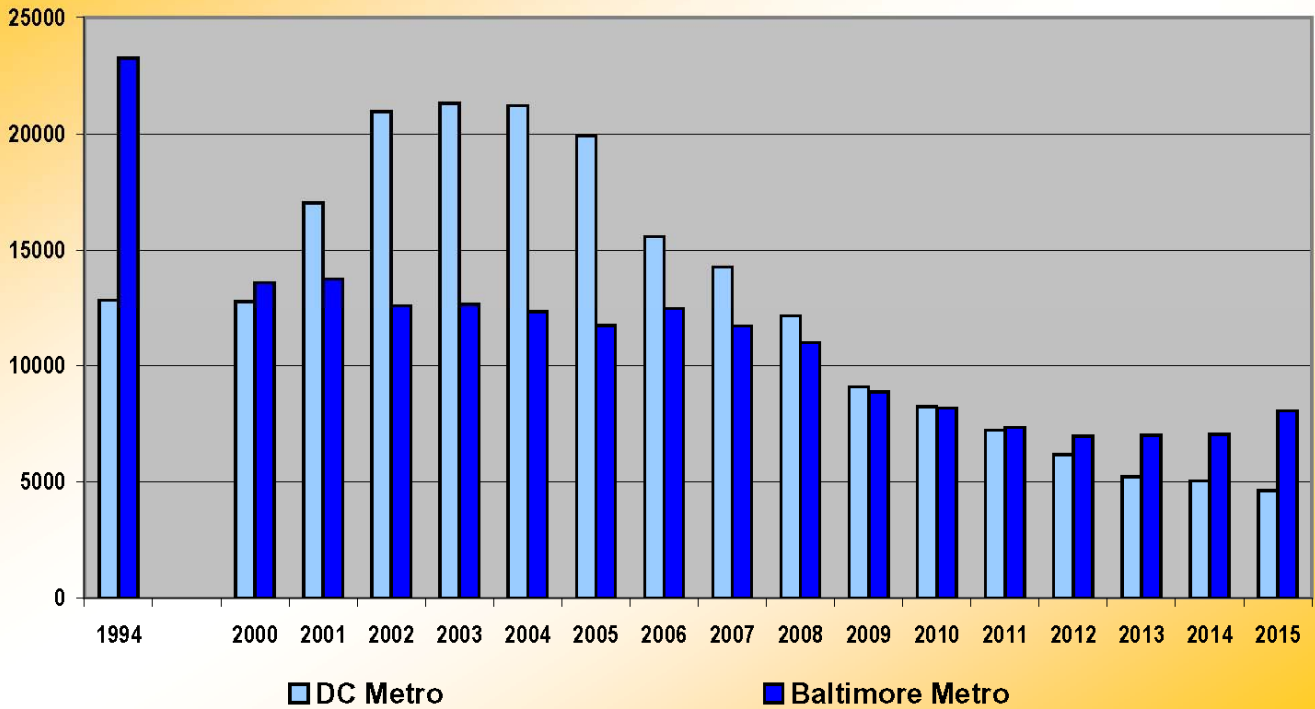


Generally, carjackers look for drivers slowing down, stopping, or getting into or out of their vehicle.

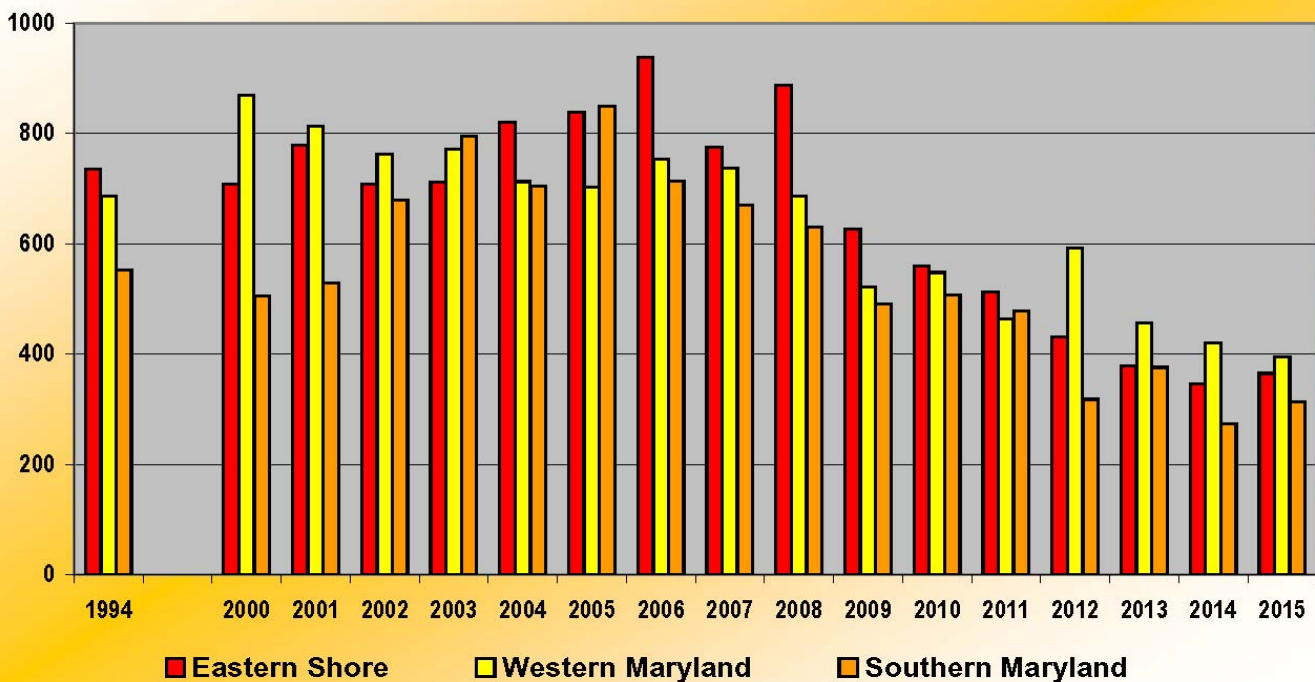
That is why carjacking often occurs in parking lots and garages, at stop lights and signs and by the side of the road.

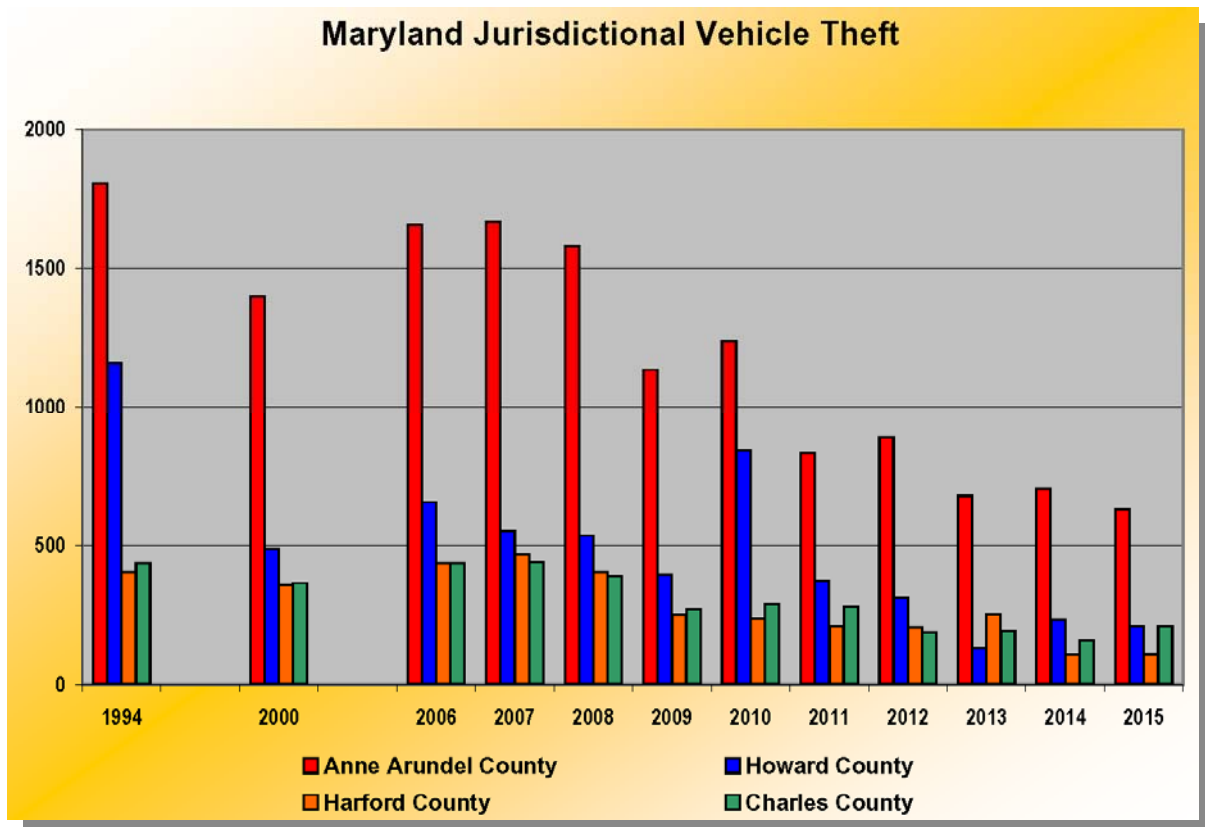
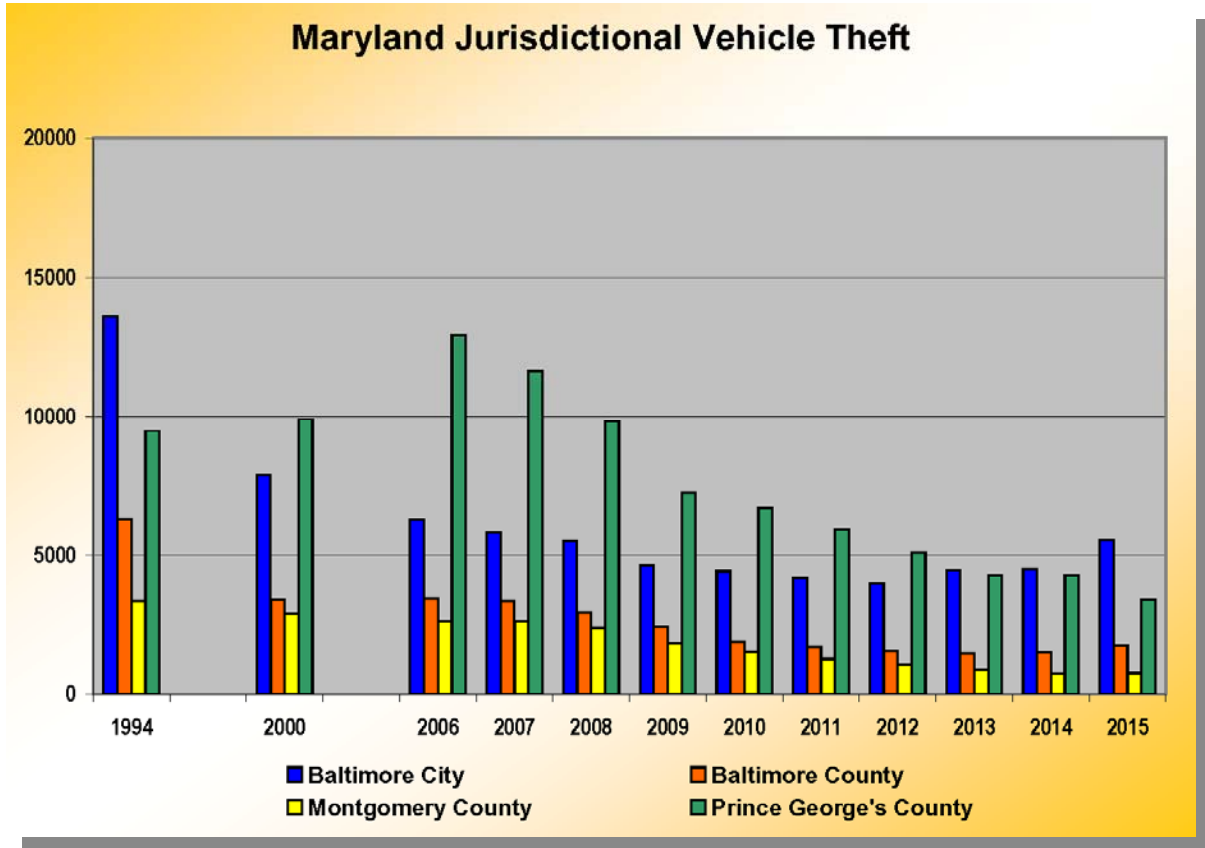
If you encounter a carjacker, surrender the vehicle without a fight. Carjacking is a serious and very dangerous situation. You can replace a car, but the life of every Maryland resident is precious.

Urban and Suburban Theft



Non-Urban Theft





STATEWIDE VEHICLE THEFT STRATEGIES

FOUR PART APPROACH

The Council has embraced a four-part programmatic approach based on efforts in other states which have proven effective in the prevention of vehicle theft.

PREVENTION / EDUCATION

Statistics estimate that in three out of four cases of auto theft, owners left the doors unlocked. In one out of four cases, keys were left in the ignition. Without prevention efforts and public support, law enforcement alone cannot effectively prevent vehicle thefts in Maryland.

Public education campaigns and prevention training programs can increase individual awareness of the cost of vehicle theft, provide tips for vehicle owners to prevent thefts, and demonstrate the savings that preventative measures yield. The Council encourages prevention programs that promote public awareness and provide public training in the preventative measures.

In an effort to assure maximum effectiveness and statewide coverage of a prevention campaign, the Council encourages programs covering multiple jurisdictions. Partnerships promoting vehicle theft prevention programs between local law enforcement agencies and community organizations are strongly promoted. All law enforcement grants are required to have a prevention component.

DETECTION AND APPREHENSION

The Council encourages detection and apprehension programs by specifically allocating funds to law enforcement agencies. Vehicle theft detection and apprehension programs include community involvement programs, detection training programs, and enhancements to information-gathering programs. Vehicle theft often transcends jurisdictional boundaries; the Council, therefore, encourages law enforcement efforts covering multiple jurisdictional boundaries. An example of this is multi-agency vehicle theft

enforcement teams. Multi-jurisdictional efforts may include municipalities, counties, regions, and community organizations.

PROSECUTION & CONVICTION

Prosecution and conviction of automobile thieves is one of the most important means of breaking vehicle theft rings and reducing the economic incentives of vehicle theft.

In the past, the prosecution of vehicle theft cases had a relatively low priority at both local and state levels because of four factors: staffs were limited and consumed with prosecution of violent crimes, vehicle theft is a property crime as opposed to a personal crime, victims receive insurance compensation, and vehicle theft prosecutions are complex and expensive in comparison to resultant penalties. A special prosecutor to handle vehicle theft cases through both district and circuit courts is an effective method in achieving convictions.

The Council encourages prevention programs that promote public awareness and provide public training in the preventative measures.



The Council encourages prosecution and judicial programs designed to assist with the prosecution of persons charged with vehicle theft offenses, as well as efforts to implement legislative changes that facilitate the prosecution of vehicle thieves and forfeiture of their property.

JUVENILE INTERVENTION

Because of the large percentage of juveniles involved in auto theft, the Council dedicates a percentage of funds to juvenile service agencies to develop programmatic initiatives with specific vehicle theft offense components. The funds will also be used to improve data collection to enhance research and analysis capabilities of juveniles involved in vehicle theft and related offenses. Schools may be an effective setting for presenting special vehicle theft programs to large groups of young people. Current study data indicates a need to influence juveniles in both middle and high schools about the consequences of vehicle theft.

THE COUNCIL'S IMPACT ON PREVENTING VEHICLE THEFT

Since its inception, the Maryland Vehicle Theft Prevention Council has been effective in its efforts to combat vehicle theft throughout the State of Maryland. The combination of public awareness, prevention, and education has played an integral role in the decline in vehicle theft. By continuing to fund the council, this multi-faceted approach can continue to be applied and provide untold benefits towards the continued reduction of auto theft statewide.

ANTI-CAR THEFT COMMITTEE

In 1997, the Council organized the Maryland Anti-Car Theft Committee (ACT) as a public/private partnership between the Council, automobile insurance carriers, and other vehicle related organizations.

The ACT Committee has been formally incorporated in Maryland as a 501(c3) nonprofit tax exempt organization. The primary function of the ACT Committee is to organize and fund various public awareness /education/prevention programs throughout Maryland, thereby enhancing and broadening the base of the Council's efforts. The Council continues to partnership with the ACT Committee. ACT is proposing to continue their statewide VIN etching campaign. This is a process where the vehicle's identification number (VIN) is etched into the vehicle's windows. VIN etching is known as an excellent form of vehicle theft deterrence and is offered as a "Free Service" by the ACT Committee.

In 2000, ACT expanded its area of responsibility to include the District of Columbia, becoming the MD-DC ACT Committee. The ACT Committee has also provided funding to the Montgomery County Police Centralized Auto Theft Team (CATT) to enhance their capabilities to access stolen car information more rapidly through portable lap top computers. They also partner with the Baltimore Regional Auto Theft Team (RATT) and provided funding to assist the startup of the Washington Area Vehicle Enforcement Team (WAVE) and assist community policing programs in the District of Columbia.

"WATCH YOUR CAR"

In October 1997, Maryland was awarded a Department of Justice, Bureau of Justice Assistance grant to launch the national "Watch Your Car" program. Maryland was one of the first seven states to be at the forefront of this national vehicle theft prevention program. The "Watch Your Car" initiative allows motor vehicle owners to voluntarily display a reflective decal on their vehicles to alert police that the vehicle is not normally driven between the hours of 1 a.m. and 5 a.m. If the vehicle is observed being operated during these hours, the owner has consented to having the vehicle stopped by police anywhere in the United States. Police can then ensure that the vehicle is not stolen.

This program is totally voluntary and at no cost to the participants. Similar decal programs throughout the country have proven successful. In the past, however, a lack of uniformity in program hours and decal designs has limited its effectiveness. The national "Watch Your Car" program will remedy these problems; it brings uniformity to the concept. Police officers nationwide will come to recognize and understand the parameters and benefits of the "Watch Your Car" program so that it will not be limited by state and local boundaries.



This program was officially implemented in August of 1998. Currently, there are approximately 40,000 Maryland motorists registered in the program with 78 law enforcement agencies participating statewide. In 2000, the Council applied for, and received, "Watch Your Car" Supplemental Funding of \$240,000.00. This continued the program through 2003. The Council has since assumed funding responsibilities to continue this valuable program.

2015 ANNUAL REPORT

MARYLAND VEHICLE THEFT PREVENTION COUNCIL

COUNCIL WEBSITE www.mdautotheft.org

In furtherance of the Council's progressive actions, a website was developed and went online in January 2000. The website is directed at providing vehicle theft prevention data and an interactive link to the public and numerous other vehicle theft prevention organizations nationwide.



Maryland.gov Phone Directory State Agencies Online Services En Español

STATE POLICE

HOME ORGANIZATION NEWS ABOUT CAREERS FAQS CONTACT US

Organization

- Office of the Superintendent
- Field Operations Bureau
- Criminal Investigation Bureau
- Support Service Bureau
- S.P.I.D.R.E.
- State Fire Marshal
- State Fire Prevention Commission
- Agency Chaplains

Superintendent Links

- Vehicle Theft Prevention Council
- Executive Protection Section
- Legislative Security Section
- Maryland Coordination and Analysis Center
- Office of Fair Practices
- Internal Affairs Division

Commission Links

- About the Council
- Council Members

Vehicle Theft Prevention Council

Welcome to the Maryland Vehicle Theft Prevention Council's Website

Did you know?

- In Maryland, a car is stolen every 40 minutes. In the United States, it is every 45 seconds.
- 50% of the vehicles stolen had the keys inside the vehicle.
- 60% of the vehicles stolen were left unlocked.
- More than 66% of vehicle thefts occur at night.
- 95% of the vehicles stolen had no anti-theft devices.

The Maryland General Assembly's planning and dedicated funding re awareness, vehicle theft by juveni

“Watch Your Car” Program

Maryland.gov Phone Directory State Agencies Online Services En Español

STATE POLICE

HOME ORGANIZATION NEWS ABOUT CAREERS FAQS CONTACT US

Organization

- Office of the Superintendent
- Field Operations Bureau
- Criminal Investigation Bureau
- Support Services Bureau
- S.P.I.D.R.E.
- State Fire Marshal
- State Fire Prevention Commission
- Agency Chaplains

Superintendent Links

- Vehicle Theft Prevention Council
- Executive Protection Section
- Legislative Security Section
- Maryland Coordination and Analysis Center
- Fair Practices Section
- Internal Affairs Division

Commission Links

- About the Council
- Council Members

Watch Your Car Program

The KEY to preventing vehicle theft is in your hands.

Lock your car
Take the key
Use an anti-theft device

“Watch Your Car” Program

Make your Car Tough to Steal

The “WATCH YOUR CAR” program is administered by the Maryland Vehicle Theft Prevention Council (MVTPC) and is provided as a public service, free of charge, to owners of vehicles registered in the State of Maryland. It is a voluntary vehicle registration program designed to deter auto theft and assist in the apprehension of auto thieves.

How it works: The owner(s) sign an application form stating their vehicle is not normally used between the hours of 1:00am and 5:00am which gives permission for a police officer to stop the car between the hours of 1:00am and 5:00am to verify that the driver is actually the owner of the vehicle or an authorized driver, designated by the owner. Once registered, the vehicle owner will receive 2 window decals to be placed on the front and back windows of the vehicle. Vehicle owners wishing to participate in the program can click on the link below to download the application form and submit the completed form to the Maryland Vehicle Theft Prevention Council.



Vehicle Theft By The Numbers

707,758 The number of cars stolen in the United States in 2015.

13,564 The number of cars stolen in the State of Maryland in 2015.

95% The percentage of stolen vehicles that had no apparent anti-theft devices.

66% The percentage of vehicle thefts that occur at night.

60% The percentage of stolen vehicles that were unlocked.

50% The percentage of stolen vehicles that had the keys inside the vehicle.

22% The percentage of stolen vehicles that are not recovered.

45 The number of seconds between each auto theft in the United States.


39 The number of minutes between each auto theft in the State of Maryland.

FACT:

Brochures like these have helped the Maryland Vehicle Theft Prevention Council raise awareness in residents throughout the state.

Lock Out Car Theft

THE KEY TO PREVENTING THEFT IS IN YOUR HANDS



MARYLAND VEHICLE THEFT PREVENTION COUNCIL
Lawrence J. Hogan, Jr., Governor
Boyd K. Rutherford, Lt. Governor

"YOU HOLD THE KEY"

MDAutoTheft.org

CARJACKING

You can lose **more** than just your vehicle.



MARYLAND VEHICLE THEFT PREVENTION COUNCIL
Lawrence J. Hogan, Jr., Governor
Boyd K. Rutherford, Lt. Governor

"YOU HOLD THE KEY"

MDAutoTheft.org

VEHICLE THEFT FACTS AND TIPS

Did you know?

- ◆ In 2015, there were 13,564 motor vehicles stolen in Maryland.
- ◆ A vehicle theft occurs every 39 minutes in Maryland.
- ◆ In approximately 50 percent of the vehicles stolen, keys were left in the vehicles.
- ◆ It is estimated that 60 percent of the vehicles stolen were not locked.
- ◆ 1,533 individuals were arrested for vehicle theft in 2015.
- ◆ Juveniles represented 43% of the arrests for vehicle theft in Maryland.
- ◆ Approximately 25 to 40 percent of the cost of comprehensive auto insurance is due to auto theft.
- ◆ National surveys reveal that 33% of drivers left their car while it was running.
- ◆ Driver error is to blame in 40 to 50 percent of vehicle thefts (keys in ignition, windows down, unlocked doors).

Protect yourself and your car!

- ◆ You hold the key! Lock your car and take the key.
- ◆ Use anti-theft devices such as alarms, kill switches, steering wheel and brake locking devices, or recovery systems.
- ◆ Park in well lighted and heavily traveled areas.
- ◆ Park with wheels turned toward the curb.
- ◆ Lock vehicle doors upon entering.
- ◆ Do not hide spare keys in or under the vehicle, they can be easily found.
- ◆ Never leave vehicle registration card, driver's license, or any type of owner identification in the glove box.
- ◆ Don't leave valuables in sight within the car...

...and, Join the Maryland
"Watch Your Car" Program

MARYLAND



**"Watch Your Car"
Program**

2015 ANNUAL REPORT

MARYLAND VEHICLE THEFT PREVENTION COUNCIL

THE YEAR IN PICTURES

IMPACT Class Photos
Photos Courtesy of Joseph Asplen
President, IMPACT



“IMPACT thanks the Maryland Vehicle Theft prevention Council for their support. MVTPC funds allow us to sponsor an annual advanced Vehicle Identifiers School. Detectives from multiple jurisdictions along with National Insurance Crime Bureau Special Agents shown in these photos are working to cataloging valuable information on new model year cars and trucks at the Washington DC New car show. This information is used in the fight against the growing trend of Vehicle Identification Number (VIN) switching, vehicle cloning and salvage fraud. Now employed by organized crime to steal high dollar vehicles and sell those vehicle to the unsuspecting public. These theft techniques are part of the ‘new face of auto theft’ that challenges the law enforcement and insurance community. This type of training is not provided in the Mid-Atlantic region by any other group or school.”

Joseph Asplen
President
IMPACT

IMPACT
Industry
Merged with
Police
Against
Car
Theft

2015 ANNUAL REPORT

MARYLAND VEHICLE THEFT PREVENTION COUNCIL



C-PAC youth group Vehicle Theft Prevention forum with law enforcement partners Officer Valez PGPD, Capitol Heights Police Chief Anthony Ayers, GEICO Senior Counsel Larry Hinton and C-PAC staff member Gwen Matthews. *Photo Credit: John Lee*

"With the support of the Vehicle Theft Prevention Council, C-PAC has disseminated information and educated the local community on the importance of prevention through our quarterly parent meetings and public events. We have also established relationships with municipal police departments in Prince George's County."

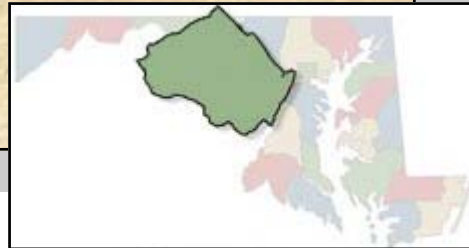
Phil Lee
Executive Director
C-PAC

2015 ANNUAL REPORT

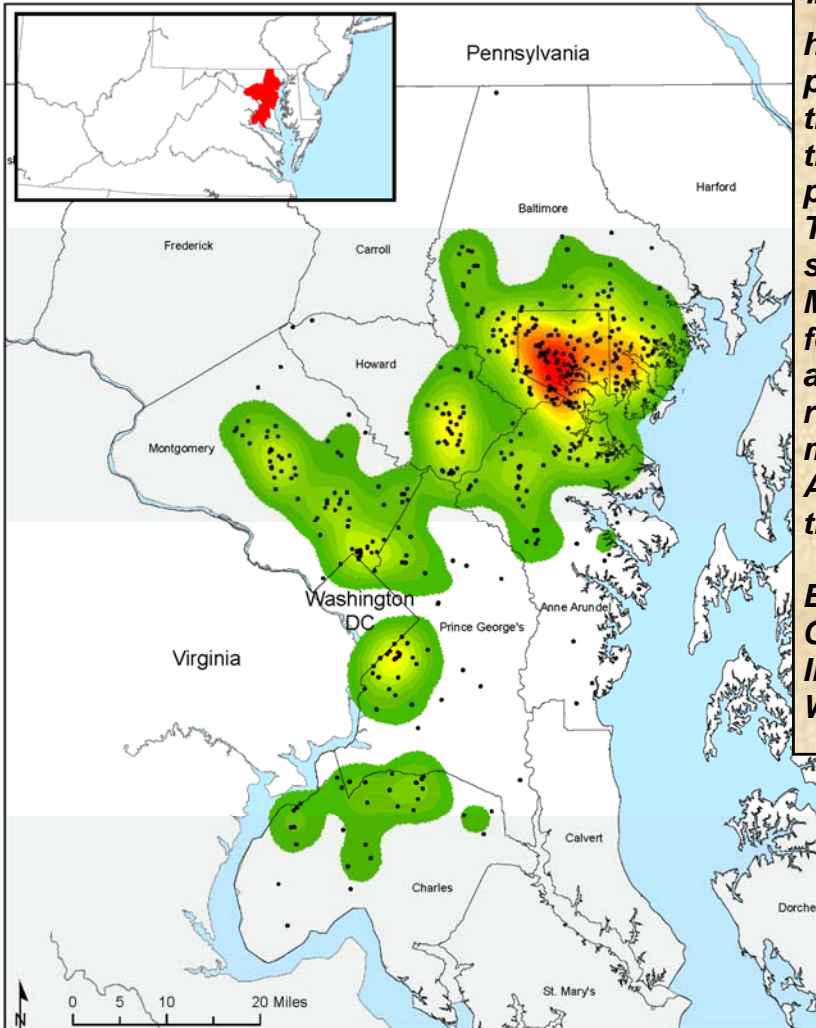
MARYLAND VEHICLE THEFT PREVENTION COUNCIL

“The Montgomery County Department of Police Centralized Auto Theft Section has been a partner with the Maryland Vehicle Theft Council since 1995. This collaboration has allowed our unit the ability to provide both prevention and investigative services to the residents of Montgomery County and other counties in Maryland. This collaboration has also resulted in the recovery of many stolen vehicles over the years and the successful prosecution of the offenders that commit these acts. We look forward to many more years as partners with the Council.”

Sergeant M. Fergus Sugrue
Montgomery County Department of Police
Centralized Auto Theft Section



Motorcycle and ATV Thefts In 2015



“The Washington College GIS Program has continued to work with the VTPC to provide mapping and analysis of vehicle theft and recovery locations throughout the state of Maryland, in addition to providing other products on-demand. This data is collected and formatted to be shared via the Maryland Offender Management System (MOMS), as well as for use in customized products upon agency request. An example of a more recent on-demand request was for the mapping and analysis of motorcycle, ATV, and scooter thefts over time throughout Maryland.”

Erica McMaster
GIS Operations Manager
Interim GIS Program Coordinator
Washington College



2015 ANNUAL REPORT

MARYLAND VEHICLE THEFT PREVENTION COUNCIL

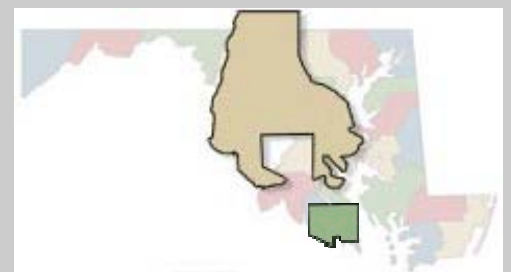
"The biggest challenge in auto theft this year has been to educate the public that yes, it can happen in your neighborhood, and you must always be vigilant in securing your vehicle every night.

While key-less entry has eliminated 'popping' ignitions, many people don't realize that thieves have adapted to this, and seek out vehicles whose owners leave key fobs in their vehicles overnight, or in many cases whose spouse/roommate has their spare key in their car parked nearby allowing the thief to simply push a button and drive away.

Leaving your car running in the morning to warm up is an invitation to having your car stolen. It is one of our biggest problems and challenges. We really want to get this message to the public."

**Lieutenant Biff Benson
Commander, Baltimore Regional
Auto Theft Task Force**

Photos from the Baltimore Regional Auto Theft Task Force



Photos Courtesy of
Lieutenant Biff Benson
Commander, Baltimore Regional
Auto Theft Task Force

2015 ANNUAL REPORT

MARYLAND VEHICLE THEFT PREVENTION COUNCIL



Chris McDonold of the Maryland Vehicle Theft Prevention Council (center) at the Northwest Citizens Patrol Annual Dinner honoring law-enforcement for all of their good work.

*Photo Courtesy of
Neil Schachter
President
Northwest Citizens Patrol*



Two Baltimore County police officers from Precinct 4, receiving awards for preventing a juvenile from stealing a vehicle and arresting him.

*Photo Courtesy of
Neil Schachter, President, Northwest Citizens Patrol*

“Baltimore County is fortunate to be a member of the Baltimore Regional Auto Theft Task Force. In no small way, the Vehicle Theft Prevention Council, makes it possible for the State’s Attorney’s Office for Baltimore County to have a prosecutor and paralegal dedicated to the prosecution of auto thefts in our county. We are very fortunate to be the beneficiary of the council’s work.”

***Ephraim R. Siff, ASA-in-Charge,
Auto Theft Unit, Baltimore County
State’s Attorney’s Office***




2015 ANNUAL REPORT

MARYLAND VEHICLE THEFT PREVENTION COUNCIL

“The annual grant funding provided by the council is crucial to Anne Arundel County every year as it allows us to provide the best available tools for our detectives in the field. For instance, this year the VTPC provided the funding to equip an auto theft detective with portable LPR technology--a tool that greatly enhances the capability of locating and recovering stolen vehicles. I had been trying for years to figure out a way to purchase this valuable tool and the VTPC helped make it happen!”

Sgt. Matt Evans
Anne Arundel County Police
Economic Crimes Unit,
Criminal Investigations
Division



Above: A 2012 Aston Martin Vantage, stolen from California and recovered in White Plains, Maryland, was positively identified using a scanner purchased through a grant funded by the Vehicle Theft Prevention Council.

Right: The true VIN of the Aston Martin confirmed with OBD Scanner.



Photos Courtesy of
D/SGT Gary Draheim
Charles County Sheriff's Office



Pride in Police Work

During the International Association of Chiefs of Police (IACP) Convention in October of 2016, Sgt. David Mohr (left) and Lt. Matthew Meterko (right) of the Prince George's County Police Department and The Washington Area Vehicle Enforcement (WAVE) Auto Theft Task Force accepted the 2016 IACP Vehicle Crimes Award of Merit on behalf of the WAVE Task Force.

The award was bestowed upon WAVE in acknowledgement of the work that the Task Force undertook during the 2015 calendar year.

Below is a brief synopsis of the citation associated with the award:




"During calendar year 2015, the WAVE Task Force made 295 full custody arrests, served 75 arrest warrants, and obtained 64 felony warrants. The team executed 59 search warrants that yielded the recovery of 17 firearms, \$4,421 in cash and 3,875 grams of illegal narcotics. The team recovered a total of 587 vehicles with an overall value of \$9,535,990.00. Compared to 2014, the unit saw a 94% increase in arrests, a 20% increase in recoveries and a 38% increase in value of recoveries. More importantly, Prince George's County had 709 fewer cars stolen in 2015 (2,949) than in 2014 (3,658). This was a 19% reduction in auto theft for the year."

Photo Courtesy of Sgt. David Mohr

"The crime-fighting efforts of the Vehicle Theft Prevention Council have brought the focus of the community members towards preventing car theft, i.e., not leaving unattended cars running, using anti-car theft devices when the car is parked, and, in general, heightened awareness of car theft prevention."

Neil Schachter
President, Northwest Citizens Patrol



2015 ANNUAL REPORT


MARYLAND VEHICLE THEFT PREVENTION COUNCIL



Above: Stolen and replated Mercedes that was tracked with COVERT TRACK GPS. Charges and arrest made as a result of the tracking.

Right: Fraudulent VIN displayed as public VIN on stolen Mercedes.

Photos Courtesy of
D/SGT Gary Draheim
Charles County Sheriff's Office



2015 ANNUAL REPORT

MARYLAND VEHICLE THEFT PREVENTION COUNCIL

Two of the MVA's main legislative mandates is to license drivers and register vehicles. In Fiscal Year 2015, the MVA recorded approximately one million car sales and the total number of registered vehicles increased from its FY 2014 level of 4.9 million to 5 million. A small percentage of these vehicles were registered using fraudulent and/or counterfeit titles and documentation.



In November of 2010, investigators from the Maryland Regional Auto Theft Task Force (RATT) began performing post-transaction inspections of the out-of-state documentation used to re-title and register vehicles in Maryland. By April 2012, the investigators had identified approximately 255 vehicles that were re-titled in Maryland using altered or counterfeit out-of-state titles, one of which was stolen from a dealership in Idaho. Due to the initial success of the RATT investigators, the MVA hired retired Baltimore County Police Detective, and Auto Theft Expert, William Banahan to begin inspecting the out-of-state titles on a regular basis.

From November of 2012 through March of 2015, MVA Investigator Banahan inspected approximately 972,945 out-of-state titles. He identified approximately 1,011 counterfeit or altered titles and 1,263 titles where the salvage brand had been "washed" or omitted from the Maryland title. The identified vehicles re-titled in Maryland using altered or counterfeit titles have either been reported stolen and re-plated with a phony or cloned VIN or are evidence in some other form of fraud (i.e. odometer fraud, lien fraud, leasing theft, salvage titles, or parts only titles). The majority of the vehicles that have been re-titled in Maryland are model year 2009 or newer, with some vehicles being valued at close to \$80,000. The identified vehicles have been referred to law enforcement for follow-up investigation to determine if they are stolen, or evidence of some other type of fraud.

(continued on next page)



Bins of foreign and out-of-state titles waiting to be examined. Each bin holds approximately 2,500 titles.

The Maryland Vehicle Theft Prevention Council recognized the success of Investigator Banahan's efforts and provided funding to the MVA to hire an additional investigator to assist him in examining the out-of-state titles for authenticity and alterations. The additional investigator is Raymond McTamany, who is also a retired Baltimore County Police Detective and former member of RATT. Also, with the hiring of Investigator McTamany, the investigators have been able to provide MVA employees and tag and title owners with training on how to detect fraudulent titles BEFORE the titles are accepted. For the period of October 2012 through June of 2016, Investigators Banahan and McTamany have examined a combined 1,137,485 titles. The results of their examinations are detailed in the table below:



The document examination device magnifies and illuminates the questionable title for an in depth examination

Overall Total October 2012 Through June 2016

Titles Examined:	1,137,485
Counterfeit/Altered Titles Identified:	1,142
Salvage Title/Certificates Without MSP Salvage Inspection:	1,400
Training Sessions:	15

Several times a month, MVA Investigators William Banahan and Raymond McTamany retrieve bins of out-of-state titles that normally would have been shredded, but are separated for further examination. The MVA Investigators can usually detect a counterfeit document just by touching and looking at it with the naked eye. Some documents require a forensic document examination device to find the alterations and/or defects. The vehicles connected to the fraudulent documents are referred to law enforcement for follow-up investigation to determine if they are stolen, or evidence of some other type of fraud.



After the titles are examined, Investigator McTamany returns the legitimate titles for destruction

Photos & Text Courtesy of
Eric Danz, Manager, MDOT, Maryland Motor Vehicle Administration
Division of Investigations and Internal Affairs

“Being able to provide young people who steal cars for the first time with an opportunity to learn from their mistakes by meeting with the victims, and allowing them to work out their own resolutions, is not only helpful for the young offender but for the victims and community as well. Re-offending is reduced by 80%, victims actually feel that justice was served, and the state is saved thousands of dollars with each resolved case. What an amazing way to curb juvenile auto theft. On behalf of the dozens of young offenders and hundreds of victims of auto theft who have been helped by this Restorative Justice program, we thank you.”

**Lauren Abramson, Ph.D.
Founding Director
Community Conferencing Center**



APPENDIX A

VEHICLE THEFT

Jurisdictions Receiving Council Assistance

*1994 vs. 2015



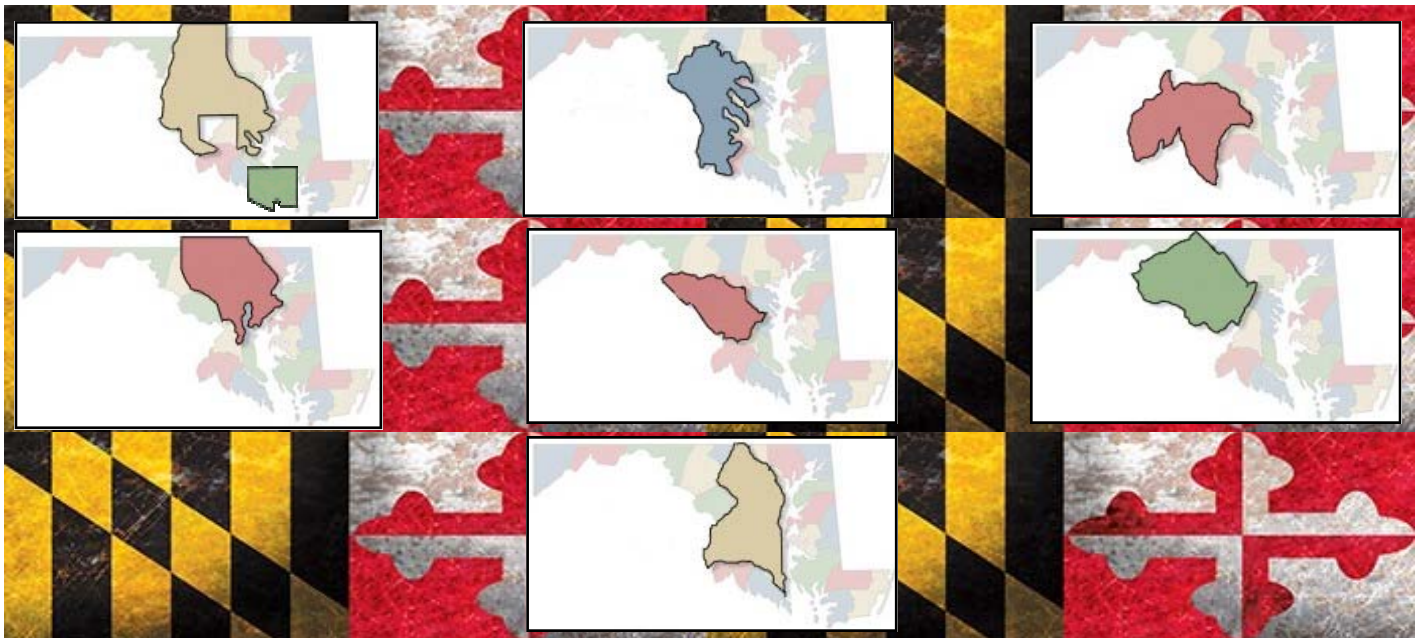
	1994	2015	+%
Baltimore County	6,289	1,770	-72%
Baltimore City	13,603	5,541	-59%
Anne Arundel County	1,806	629	-65%
Charles County	435	207	-52%
Harford County	403	108	-73%
Howard County	1,157	208	-82%
Montgomery County	3,370	768	-77%
Prince George's County	9,477	3,431	-64%
TOTAL	36,540	12,230	-67%
STATE-WIDE	38,194	13,564	-64%

Vehicle Theft Rates (Stolen Vehicles Per 100,000 Population - State-Wide)

*1994	763.0	
1999	492.0	-36%
2000	539.0	-29%
2003	661.0	-13%
2004	652.0	-15%
2005	679.0	-19%
2006	543.0	-29%
2007	505.0	-34%
2008	450.0	-41%
2009	344.2	-55%
2010	312.2	-59%
2011	275.7	-64%
2012	246.3	-68%
2013	226.5	-70%
2014	219.2	-71%
2015	225.8	-70%

* 1994 vs. succeeding years

Source: MD UCR 1994 – 2015



APPENDIX B

VEHICLE THEFT

Multi-Jurisdictional Task Force Operations
Baltimore Regional Auto Theft Team (R.A.T.T.)



Vehicle Theft Statistics

	2000	2001	2002	2003	2004	2005	2006	2007	2008	2009	2010	2011	2012	2013	2014	2015
Baltimore County	3,418	3,297	3,491	3,341	2,936	3,024	3,429	3,332	2,878	2,443	1,880	1,710	1,572	1,463	1,499	1,770
Baltimore City	7,871	8,199	6,574	6,874	6,731	6,232	6,262	5,686	5,508	4,632	4,421	4,207	3,987	4,462	4,504	5,541
TOTAL	11,289	11,496	10,065	10,215	9,667	9,256	9,691	9,018	8,386	7,075	6,301	5,917	5,559	5,925	6,003	7,311

Source: MD UCR 2000 – 2015

Regional Auto Theft Team Accomplishments

	2000	2001	2002	2003	2004	2005	2006	2007	2008	2009	2010	2011	2012	2013	2014	2015	Totals
Adults Arrested	1,053	913	933	845	923	872	851	768	772	606	625	499	431	324	423	533	14,301
Juveniles Arrested	156	188	171	189	135	154	134	124	138	78	66	49	44	65	72	101	2,935
Total Arrests	1,209	1,101	1,104	1,034	1,058	1,026	985	892	910	684	691	548	475	389	495	634	17,236
Recovered Vehicles	905	816	864	753	828	960	1,251	1,209	1,187	922	784	796	865	861	742	1,031	17,435
UCR*	6.78	6.56	6.95	6.05	6.68	7.72	10.06	9.72	9.54	6.00	5.10	5.18	5.62	5.18	4.83	6.71	126.08

* \$ in Millions based on average value of stolen vehicles

Historical UCR Values per Stolen Vehicle:

2015	\$6,019.00	2010	\$6,152.00	2005	\$6,173.00	2000	\$6,682.00
2014	\$6,505.00	2009	\$6,505.00	2004	\$6,604.00		
2013	\$5,972.00	2008	\$6,751.00	2003	\$6,797.00		
2012	\$6,019.00	2007	\$6,755.00	2002	\$6,701.00		
2011	\$6,089.00	2006	\$6,649.00	2001	\$6,646.00		

Other Statistical Accomplishments:

- 2,282** business inspections conducted
- 527** people charged with possession or distribution of CDS
- 292** arrests for carjacking
- 207** people charged with insurance fraud
- 184** arrests for burglary
- 162** arrests for handgun possession
- 120** arrests for robbery
- 93** people arrested for attempted murder / 1st degree assault
- 15** people arrested for murder
- 12** people arrested for counterfeiting
- 9** people arrested for kidnapping
- 9** people arrested for rape



APPENDIX C

VEHICLE THEFT

Washington Area Vehicle Enforcement (WAVE)
Auto Theft Task Force



Unit Accomplishments Since April 2001

General Statistics:	2001	2002	2003	2004	2005	2006	2007	2008	2009	2010	2011	2012	2013	2014	2015	Total
Subjects Arrested:	371	521	650	546	662	612	383	425	328	131	79	165	107	152	295	5,427
Stolen Vehicles																
Recovered:	349	404	560	523	579	1,278	872	1,048	763	468	404	444	379	491	587	9,149
Stolen Tags																
Recovered:	42	46	55	92	153	187	95	86	101	48	10	19	22	22	34	1,012
Firearms Seized:	18	18	34	20	31	10	11	24	6	1	14	15	21	11	17	251
Amount of Heroin																
Seized (g):	31	38	34	23	44.6	2.5	0	0	0	0	0	0	0	0	0	173
Amount of Cocaine																
Seized (g):	204.2	187.7	209	161.9	236.6	33.9	30.4	39.7	29.6	3.3	6.2	22.8	51.7	460.1	145.1	1,822.2
Amount of Marijuana																
Seized (g):	262.8	207.7	1,872.7	410.9	361.4	17.3	127.4	54.8	106.7	170.2	164.2	324.8	6,439.6	448.8	3,649.1	14,618.4
Amount of Ecstasy																
Seized (pills):												2	114	4	361	481
Felony Warrants																
Served:	24	36	58	39	81	41	21	62	24	20	87	43	46	37	60	679
Misdemeanor																
Warrants Served:	34	59	22	27	26	29	26	40	28	29	5	24	10	27	15	401
Carjacked Vehicles																
Recovered w/Arrest:	20	14	48	25	39	58	43	30	25	10	3	11	7	13	23	369
Vin Inspections:								398	400	509	1,140	1,649	978	899	1,504	7,477
Business Inspections:								23	43	57	43	64	39	21	16	306
Search Warrants:								5	11	18	54	95	84	45	59	371
Total Value of																
Vehicles Recovered																
(\$ in Millions):	4.623	4.981	6.570	6.309	6.999	13.318	9.315	10.014	5.100	3.100	4.200	5.519	5.862	6.929	9.535	89.056



APPENDIX D

GRANT RECIPIENTS

Summary of Grant Recipients for
Fiscal Year 2016



Law Enforcement

Annapolis Police Department Auto Larceny Education Reduces Thefts

A highly motivated public education and awareness program directed at preventing and deterring vehicle theft and theft from vehicles.

FY 2016 Award: \$20,500

Anne Arundel County Police Department Vehicle Theft Investigation, Prevention, Education, and Recovery (VIPER)

A comprehensive vehicle theft investigation, prevention, education, and recovery project to effectively reduce the serious vehicle theft activity in the county.

FY 2016 Award: \$60,000

Baltimore County Police Department (RATT)

Cracking Down on Auto Theft
Provides vehicle theft prevention and educational training, identifies repeat offenders, enhances prosecution, and establishes a multi-jurisdictional vehicle theft investigative task force with the Baltimore City Police Department and the Maryland State Police.

FY 2016 Award: \$350,000

Award includes both Auto Theft Reduction through Crime Analysis and Cracking Down on Auto Theft programs.

Charles County Sheriff's Office Vehicle Theft Project

Provides for a dedicated vehicle theft investigator, vehicle theft investigative training, and aggressive community prevention and education program.

FY 2016 Award: \$20,000

Department of Maryland State Police

Theft Reduction, Enforcement & Support

Provision of vehicle theft investigation and technical assistance to local law enforcement agencies, statewide vehicle theft enforcement program.

FY 2016 Award: \$150,000

Harford County Sheriff's Office Theft Reduction, Enforcement & Support

A comprehensive vehicle theft investigation, prevention, education, and recovery project to effectively reduce the serious vehicle theft activity in the county.

FY 2016 Award: \$25,000

Howard County Department of Police

Howard County Interagency Collaboration on Vehicle Theft Reduction

The formation of an interagency team dedicated to vehicle theft reduction by maximizing prevention, investigation, and prosecution efforts.

FY 2016 Award: \$162,000

Maryland Motor Vehicle Administration (MVA) Stolen & Uninsured Vehicle Initiative

Target vehicle theft through the use of technology and relationships with established auto theft units.

FY 2016 Award: \$96,000

Montgomery County Police Department

Vehicle Theft Enforcement and Prevention Project


Implements a task-force approach to vehicle theft by creating a centralized vehicle theft investigative unit, encouraging prevention through public education, and proving crime analysis. This grant also provides for a Montgomery County Prosecutor's Office to directly assist police efforts.

FY 2016 Award: \$165,000

Prince George's County Police Department - WAVE Team Vehicle Theft Prevention Initiative

Comprehensive program directed at law enforcement, support and participation in the Washington Area Vehicle Enforcement Team; Analyze stolen and recovered vehicle theft data, public information campaign directed at empowering the role of citizens through "Lockit & Pocket", a Community Prevention Program and enhanced cooperation with prosecutor.

FY 2016 Award: \$300,000



APPENDIX D

GRANT RECIPIENTS

Summary of Grant Recipients for
Fiscal Year 2016



Prosecution

Baltimore City State's Attorney's Office

ACARS Conquering Auto Theft Recidivism Soon

Computer tracking and analysis of case prosecution of juvenile vehicle theft offenders and direct support to police efforts.

FY 2016 Award: \$50,000

Baltimore County State's Attorney's Office

A Comprehensive Enforcement and Prosecution Project

Intensive prosecution of repeat vehicle theft offenders and direct support to police efforts.

FY 2016 Award: \$115,000

Prince George's County State's Attorney's Office

Aggressive Auto Theft Prosecution: Applying Resources and Getting Results

Program directed at aggressive prosecution to improve conviction rates for adults and juveniles charged with vehicle theft and to get higher sentencing for convicted offenders.

FY 2016 Award: \$90,000

Juvenile

Community Conferencing Center

Building Community Conferencing as an Effective Intervention for Juvenile Theft

Unique community justice intervention that includes victims, offenders, and their respective supporters in deciding how to best resolve the incident. Project targets young people who steal cars for the first time. Community conferencing helps offenders to understand the impact of their behavior which has shown to decrease the likelihood that it will happen again.

FY 2016 Award: \$20,000

Community Prevention

Maryland Community Crime Prevention Institute

Vehicle Theft Prevention Public Awareness Support

Supports the Vehicle Theft Prevention Council's public awareness campaign through the operation of the toll free hotline (1-800-96-THEFT) and distribution of brochures and other educational materials.

FY 2016 Award: \$22,000

Northwest Citizens Patrol Vehicle Theft Prevention Project

Promotes education and crime prevention by focusing on both offenders and vehicle owners. Tactics include educating vehicle owners through marketing and community seminars and deterring offenders through aggressive cooperation with prosecutors and delaying parole of offenders.

FY 2016 Award: \$30,000

Olde Mill Foundation Auto Theft/Prevention/ Education and Information Initiative

Vehicle theft prevention program at the grassroots community level. Coordination with community police officers and juvenile intervention prior to the offense.

FY 2016 Award: \$20,000



Community Conferencing Center

Public Awareness

Vehicle Theft Prevention Council

Public Awareness Campaign

Promotes action to lower rates of auto theft statewide by establishing the best possible media themes and methods to increase public awareness and to educate citizens in vehicle theft prevention measures.

FY 2016 Award: \$34,000

Miscellaneous

Industry Merged with Police Against Car Theft (IMPACT)

Provides Basic, Advanced and Certification Training for Law Enforcement and Auto Insurance Special Investigation Units

FY 2016 Award: \$37,000

Washington College

Collect, analyze, and map data to better understand and develop strategies to reduce vehicle theft in Maryland.

FY 2016 Award: \$75,000



APPENDIX E

GRANT RECIPIENTS

Grant Award Analysis by Jurisdiction for
Fiscal Years 2013, 2014, 2015 and 2016



	FISCAL YEAR 2013 \$1,663,232.00 AWARDED	FISCAL YEAR 2014 \$1,865,815.00 AWARDED	FISCAL YEAR 2015 \$1,846,000.00 AWARDED	FISCAL YEAR 2016 \$1,841,500.00 AWARDED
ANNE ARUNDEL				
ANNE ARUNDEL COUNTY POLICE DEPT	\$45,000.00	\$50,000.00	\$60,000.00	\$60,000.00
ANNAPOLIS CITY POLICE DEPARTMENT	\$20,000.00	\$18,000.00	\$19,000.00	\$20,500.00
TOTAL	\$65,000.00	\$68,000.00	\$79,000.00	\$80,500.00
% OF GRANT MONIES AWARDED	3.90%	3.64%	4.28%	4.37%
% OF VEHICLE THEFTS	6.13%	5.04%	5.34%	4.64%
% OF REGISTERED VEHICLES	11.15%	11.06%	11.09%	11.08%
BALTIMORE CITY				
BALTIMORE CITY STATE'S ATTORNEY	\$45,829.00	\$45,890.00	\$46,000.00	\$50,000.00
COMMUNITY CONFERENCING CENTER	\$15,000.00	\$15,000.00	\$15,000.00	\$20,000.00
NORTHWEST CITIZENS PATROL GROUP ¹	\$25,000.00	\$25,000.00	\$30,000.00	\$30,000.00
TOTAL	\$85,829.00	\$85,890.00	\$91,000.00	\$100,000.00
% OF GRANT MONIES AWARDED	5.16%	4.60%	4.93%	5.43%
% OF VEHICLE THEFTS	27.51%	33.22%	34.26%	40.85%
% OF REGISTERED VEHICLES	6.00%	6.13%	6.25%	11.08%
BALTIMORE COUNTY				
BALTIMORE COUNTY POLICE DEPARTMENT ²	\$380,000.00	\$365,000.00	\$365,000.00	\$350,000.00
BALTIMORE COUNTY STATE'S ATTORNEY	\$115,000.00	\$115,000.00	\$115,000.00	\$115,000.00
TOTAL	\$495,000.00	\$480,000.00	\$480,000.00	\$465,000.00
% OF GRANT MONIES AWARDED	29.76%	25.75%	26.00%	25.25%
% OF VEHICLE THEFTS	10.85%	10.89%	11.40%	13.05%
% OF REGISTERED VEHICLES	13.87%	13.87%	13.98%	14.04%
CHARLES COUNTY				
CHARLES COUNTY SHERIFF'S OFFICE	\$45,800.00	\$40,000.00	\$20,000.00	\$20,000.00
% OF GRANT MONIES AWARDED	2.75%	2.14%	1.08%	1.08%
% OF VEHICLE THEFTS	1.28%	1.42%	1.19%	1.53%
% OF REGISTERED VEHICLES	2.94%	2.86%	2.96%	2.97%
HARFORD COUNTY				
HARFORD COUNTY SHERIFF'S OFFICE	\$15,800.00			\$25,000.00
% OF GRANT MONIES AWARDED	.95%			1.35%
% OF VEHICLE THEFTS	1.42%			0.80%
% OF REGISTERED VEHICLES	4.89%			4.88%



APPENDIX E

GRANT RECIPIENTS

Grant Award Analysis by Jurisdiction for
Fiscal Years 2013, 2014, 2015 and 2016



	FISCAL YEAR 2013 \$1,663,232.00 AWARDED	FISCAL YEAR 2014 \$1,865,815.00 AWARDED	FISCAL YEAR 2015 \$1,846,000.00 AWARDED	FISCAL YEAR 2016 \$1,841,500.00 AWARDED
HOWARD COUNTY				
HOWARD COUNTY POLICE DEPARTMENT	\$140,000.00	\$144,486.00	\$146,000.00	\$162,000.00
% OF GRANT MONIES AWARDED	8.42%	7.74%	7.91%	8.79%
% OF VEHICLE THEFTS	2.16%	1.89%	1.76%	1.53%
% OF REGISTERED VEHICLES	5.35%	5.51%	5.35%	5.38%
MONTGOMERY COUNTY				
MONTGOMERY COUNTY POLICE DEPT	\$160,000.00	\$165,000.00	\$165,000.00	\$165,000.00
% OF GRANT MONIES AWARDED	10.17%	9.92%	8.84%	8.96%
% OF VEHICLE THEFTS	7.95%	7.40%	6.79%	5.66%
% OF REGISTERED VEHICLES	15.73%	15.66%	16.43%	15.77%
PRINCE GEORGE'S COUNTY				
PRINCE GEORGE'S CO. POLICE DEPT	\$160,000.00	\$270,000.00	\$275,000.00	\$300,000.00
PRINCE GEORGE'S CO. S/A OFFICE	\$140,000.00	\$140,000.00	\$150,000.00	\$90,000.00
OLDE MILL FOUNDATION	\$15,000.00	\$15,000.00	\$20,000.00	\$20,000.00
TAKE CHARGE OF YOUR LIFE JUV. DIVERSION PROG. INC.	\$110,000.00	\$90,000.00	\$20,000.00	\$0.00
TOTAL	\$425,000.00	\$515,000.00	\$465,000.00	\$410,000.00
% OF GRANT MONIES AWARDED	25.55%	27.60%	25.18%	22.26%
% OF VEHICLE THEFTS	35.13%	31.96%	32.54%	25.29%
% OF REGISTERED VEHICLES	13.25%	13.78%	13.61%	13.73%
MARYLAND STATE AGENCIES				
MD STATE POLICE - Auto Theft Unit	\$125,803.00	\$250,000.00	\$145,000.00	\$150,000.00
MD COMMUNITY CRIME PREV. INST.	\$17,000.00	\$18,000.00	\$18,000.00	\$22,000.00
VEHICLE THEFT PREVENTION COUNCIL (PUBLIC AWARENESS COMMITTEE)	\$62,000.00	\$62,000.00	\$62,000.00	\$34,000.00
MD MOTOR VEHICLE ADMINISTRATION	\$10,000.00	\$25,000.00	\$25,000.00	\$96,000.00
TOTAL	\$214,803.00	\$355,000.00	\$250,000.00	\$302,000.00
% OF GRANT MONIES AWARDED	12.91%	19.02%	13.54%	16.39%
MISCELLANEOUS				
INDUSTRY MERGED WITH POLICE AGAINST CAR THEFT (IMPACT)	\$11,000.00	\$12,500.00	\$22,000.00	\$37,000.00
WASHINGTON COLLEGE		\$29,000.00	\$79,000.00	\$75,000.00
TOTAL	\$11,000.00	\$41,500.00	\$101,000.00	\$112,000.00
% OF GRANT MONIES AWARDED	.66%	2.22%	5.47%	6.08%

¹ GRANT MONIES AWARDED TO COMMUNITY VEHICLE THEFT PREVENTIONS PROGRAMS IN BALTIMORE CITY.

² INCLUDES GRANT MONIES TO SUPPORT THE BALTIMORE CITY/BALTIMORE CO. COMBINED REGIONAL AUTO THEFT TEAM (R.A.T.T.)



APPENDIX F

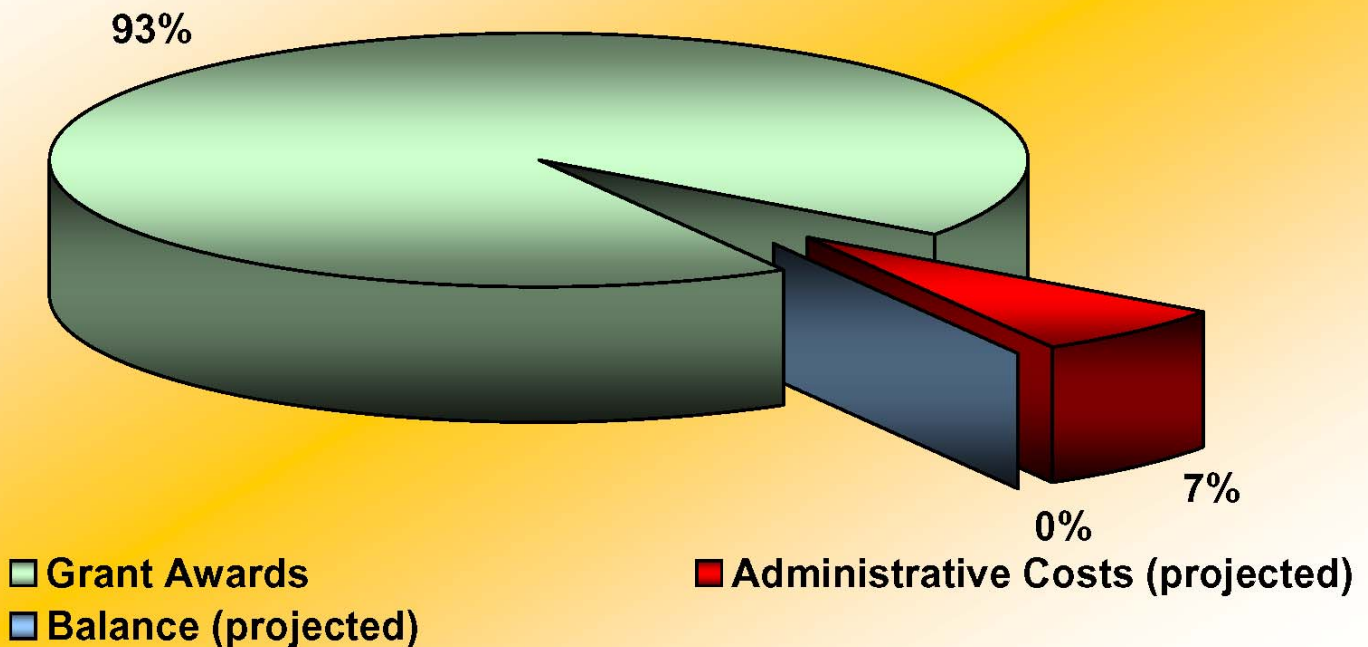
FISCAL SUMMARY

Vehicle Theft Prevention Council
Fiscal Year 2016 (July 1, 2015 - June 30, 2016)



Funding Available	\$1,971,063
Grant Awards	\$1,841,500
Administrative Costs (Projected)	\$128,905
Total Disbursement (Projected)	\$1,970,405
Balance (Projected)	\$658

Fiscal Summary



APPENDIX G

JURISDICTION DATA

Percentages by Jurisdiction
Fiscal Year 2015 (July 1, 2014 - June 30, 2015)



JURISDICTION	Registered Vehicles FY2016	% of Total Registered Vehicles	Total 2015 Vehicle Theft	Jurisdiction's % of Total Thefts in State	% of Registered Vehicles Stolen
Allegany County	61,345	1.23%	49	0.36%	0.08%
Anne Arundel County	552,968	11.08%	629	4.64%	0.11%
Baltimore County	701,014	14.04%	1,770	13.05%	0.25%
Calvert County	95,636	1.92%	37	0.27%	0.04%
Caroline County	36,986	0.74%	18	0.13%	0.05%
Carroll County	179,561	3.60%	52	0.38%	0.03%
Cecil County	95,495	1.91%	123	0.91%	0.13%
Charles County	148,272	2.97%	207	1.53%	0.14%
Dorchester County	32,599	0.65%	51	0.38%	0.16%
Frederick County	238,409	4.78%	110	0.81%	0.05%
Garrett County	33,748	0.68%	9	0.07%	0.03%
Harford County	243,840	4.88%	108	0.80%	0.04%
Howard County	268,452	5.38%	208	1.53%	0.08%
Kent County	21,221	0.43%	3	0.02%	0.01%
Montgomery County	787,453	15.77%	768	5.66%	0.10%
Prince George's County	685,700	13.73%	3,431	25.29%	0.50%
Queen Anne's County	55,564	1.11%	21	0.15%	0.04%
St. Mary's County	19,388	0.39%	69	0.51%	0.36%
Somerset County	112,179	2.25%	11	0.08%	0.01%
Talbot County	42,907	0.86%	14	0.10%	0.03%
Washington County	138,494	2.77%	175	1.29%	0.13%
Wicomico County	88,464	1.77%	96	0.71%	0.11%
Worcester County	59,393	1.19%	28	0.21%	0.05%
Baltimore City	293,270	5.87%	5,541	40.85%	1.89%
Statewide			36	0.27%	
GRAND TOTAL	4,992,358	100.00%	13,564	100.00%	0.27%

*MD MVA

APPENDIX H

VEHICLE THEFT

Maryland Vehicle Thefts
*1994, 1999, 2005, 2013 - 2015



COUNTY	1994	1999	2005	2013	2014	2015	% Change 1994-1999	% Change 2014-2015	% Change 2005-2015	% Change 1994-2015
ALLEGANY	75	78	57	54	42	49	4%	17%	-14%	-35%
ANNE ARUNDEL	1,806	1,418	1,524	677	702	629	-21%	-10%	-59%	-65%
BALTIMORE CITY	13,603	7,255	6,232	4,462	4,504	5,541	-47%	23%	-11%	-59%
BALTIMORE COUNTY	6,289	2,953	3,046	1,463	1,499	1,770	-53%	18%	-42%	-72%
CALVERT	48	89	86	64	43	37	85%	-14%	-57%	-23%
CAROLINE	38	65	51	22	24	18	71%	-25%	-65%	-53%
CARROLL	169	165	170	65	49	52	-2%	6%	-69%	-69%
CECIL	160	153	278	111	92	123	-4%	34%	-56%	-23%
CHARLES	435	272	627	192	157	207	-37%	32%	-67%	-52%
DORCHESTER	47	53	77	19	42	51	13%	21%	-34%	9%
FREDERICK	258	252	197	150	83	110	-2%	33%	-44%	-57%
GARRETT	32	25	19	23	15	9	-22%	-40%	-53%	-72%
HARFORD	403	359	359	131	106	108	-11%	2%	-70%	-73%
HOWARD	1,157	704	544	254	231	208	-39%	-10%	-62%	-82%
KENT	17	17	24	10	5	3	0%	-40%	-88%	-82%
MONTGOMERY	3,370	2,667	2,671	913	753	768	-21%	2%	-71%	-77%
PRINCE GEORGE'S	9,477	8,619	17,242	4,293	4,278	3,431	-9%	-20%	-80%	-64%
QUEEN ANNE'S	39	61	48	22	18	21	56%	17%	-56%	-46%
SAINT MARY'S	70	75	142	119	73	69	7%	-5%	-51%	-1%
SOMERSET	29	36	27	17	10	11	24%	10%	-59%	-62%
TALBOT	54	43	26	11	21	14	-20%	-33%	-46%	-74%
WASHINGTON	152	258	261	166	231	175	70%	-24%	-33%	15%
WICOMICO	231	218	205	111	96	96	-6%	0%	-53%	-58%
WORCESTER	121	120	101	55	38	28	-1%	-26%	-72%	-77%
STATEWIDE	114	112	56	25	34	36	-2%	6%	-36%	-68%
MARYLAND	38,194	26,067	34,070	13,429	13,146	13,564	-32%	3%	-60%	-64%

 Jurisdictions receiving Vehicle Theft Prevention Council assistance.

The Vehicle Theft Prevention Council and Vehicle Theft Prevention Fund was established in 1994
The first Vehicle Theft Prevention Grants were awarded in 1995. Here are the effects:

Vehicle Thefts:		Variance		Economic Savings
1994	2015			
38,194	13,564	-24,630	-64%	\$172,434,630.00

APPENDIX

VEHICLE THEFT

National Vehicle Thefts Totals
1994, 2010 - 2015



	2015	Totals	2014	Totals	2013	Totals	2012	Totals	2011	Totals	2010	Totals	1994	Totals
1	CA	170,993	CA	151,852	CA	165,292	CA	168,608	CA	146,848	CA	152,524	CA	308,205
2	TX	67,485	TX	68,546	TX	65,745	TX	64,996	TX	62,338	TX	68,023	NY	128,873
3	FL	40,661	FL	42,579	FL	34,912	FL	37,330	FL	39,621	FL	41,462	FL	127,186
4	WA	26,867	WA	30,647	WA	28,399	GA	28,536	GA	29,475	GA	30,305	TX	110,753
5	GA	26,482	GA	26,854	GA	26,826	WA	26,402	IL	28,769	IL	28,796	IL	66,218
6	IL	17,652	MI	21,157	MI	24,567	IL	25,690	MI	25,496	MI	27,353	MI	62,304
7	OH	17,229	OH	18,015	IL	20,933	MI	25,115	WA	24,835	WA	25,729	PA	54,153
8	MO	16,999	AZ	17,587	OH	19,532	OH	19,512	OH	21,068	AZ	21,508	NJ	52,164
9	AZ	16,785	IL	17,451	AZ	17,438	AZ	19,158	AZ	19,829	OH	21,118	OH	47,413
10	CO	16,000	MO	16,357	MO	16,325	NY	17,348	NY	19,311	NY	20,443	AZ	43,467
11	MI	15,764	NY	15,736	NY	15,482	NJ	16,481	NJ	17,415	NC	18,310	MA	42,348
12	NY	15,313	IN	13,861	NC	14,606	MO	16,308	NC	17,032	MD	18,051	GA	39,312
13	MD	13,564	NC	13,630	IN	14,204	NC	16,120	PA	16,844	PA	16,669	MD	38,194
14	IN	13,519	MD	13,146	PA	13,770	PA	15,028	MD	16,068	MO	16,051	TN	28,994
15	NC	13,435	PA	13,040	NJ	13,747	MD	14,493	MO	15,317	NJ	15,556	WA	28,743
16	SC	12,970	SC	12,902	MD	13,418	IN	13,661	IN	14,816	TN	14,835	MO	27,038
17	TN	12,870	TN	12,599	SC	12,580	SC	13,201	TN	14,036	SC	13,197	LA	26,219
18	PA	12,134	CO	12,574	CO	12,533	TN	12,980	SC	13,664	IN	13,118	IN	25,011
19	NJ	11,778	NJ	11,705	TN	11,828	CO	12,092	CO	11,047	MA	11,453	OR	21,764
20	NV	11,351	OK	10,583	OK	11,214	OK	11,564	OK	11,031	CO	11,247	NC	21,342
21	WI	10,985	NV	10,185	AL	10,571	OR	10,203	MA	10,786	AL	10,600	CT	20,167
22	OR	10,547	AL	10,141	NV	9,998	NV	10,018	AL	10,662	VA	10,548	WI	18,321
23	OK	10,450	WI	9,919	OR	9,862	AL	9,874	VA	9,724	OK	10,190	VA	18,289
24	AL	10,335	LA	9,891	LA	9,160	MA	9,232	NV	9,485	NV	10,185	OK	15,461
25	LA	9,741	OR	9,549	MA	9,122	VA	9,076	LA	9,123	LA	9,893	CO	14,365
26	UT	8,707	MN	8,367	VA	8,536	MN	8,458	OR	9,047	OR	8,912	MN	14,355
27	NM	8,526	MA	8,260	MN	7,966	WI	8,216	WI	8,232	MN	8,507	AL	14,000
28	VA	8,111	VA	7,665	UT	7,465	LA	7,881	MN	8,182	WI	8,138	SC	13,184
29	MA	8,069	UT	7,298	WI	7,388	KS	6,778	CT	6,712	CT	6,707	NV	11,065
30	MN	7,981	KA	6,906	KS	6,641	KY	6,668	KS	6,677	KY	6,209	MS	10,810
31	KY	7,782	KY	6,318	CT	6,222	CT	6,449	KY	6,673	KS	6,009	KY	8,558
32	KA	6,957	NM	6,290	KY	6,032	UT	5,949	UT	6,183	UT	5,949	KS	8,383
33	CT	6,338	CT	6,110	NM	5,905	PR	5,847	PR	5,853	AR	5,544	NM	8,350
34	HI	5,779	AR	5,601	AR	5,678	AR	5,724	AR	5,812	MS	5,360	DC	8,261
35	AR	5,772	PR	4,639	PR	5,530	NM	5,463	NM	5,408	NM	5,247	AR	7,726
36	IA	4,342	MS	4,519	NE	4,463	MS	4,322	MS	4,925	HI	5,100	HI	6,383
37	MS	4,243	NE	4,455	MS	4,388	NE	4,147	DC	4,456	DC	5,036	NE	6,236
38	PR	4,074	IA	4,151	IA	4,246	IA	4,023	HI	4,184	IA	3,776	UT	5,689
39	NE	4,001	HI	3,879	HI	3,684	DC	3,661	NE	4,103	NE	3,614	RI	5,183
40	DC	3,264	DC	3,783	DC	3,234	HI	3,605	IA	3,936	RI	2,399	IA	5,096
41	MT	2,418	MT	2,043	RI	2,233	RI	2,628	RI	2,287	WV	2,369	AK	3,275
42	WV	2,239	WV	1,896	WV	1,916	WV	2,209	WV	2,254	DE	1,929	WV	3,274
43	AK	2,046	RI	1,833	MT	1,850	MT	1,689	DE	1,530	AK	1,619	DE	2,945
44	ID	1,871	AK	1,739	AK	1,695	AK	1,522	MT	1,458	MT	1,526	MT	2,450
45	ND	1,583	ID	1,661	ID	1,536	DE	1,436	AK	1,343	ID	1,322	NH	2,302
46	RI	1,389	ND	1,514	ND	1,416	ID	1,364	ID	1,333	ME	990	ID	2,210
47	SD	1,188	DE	1,267	DE	1,332	ND	1,151	ME	1,078	NH	968	ME	1,776
48	DE	1,181	SD	1,007	NH	940	SD	1,065	ND	980	ND	859	ND	964
49	NH	891	NH	857	SD	938	NH	1,023	NH	974	SD	795	SD	872
50	ME	814	ME	799	ME	914	ME	995	SD	946	WY	591	VT	862
51	WY	592	WY	603	WY	578	WY	584	WY	521	VT	441	WY	771
52	VT	178	VT	244	VT	334	VT	435	VT	49			PR	

Source: FBI UCR

APPENDIX

VEHICLE THEFT

Vehicle Theft Rate Per 100,000 Residents
1994, 2010 - 2015



2015	RATE	2014	RATE	2013	RATE	2012	RATE	2011	RATE	2010	RATE	1994	RATE
DC	485.5	DC	574.1	DC	500.3	DC	579.0	DC	721.0	DC	836.9	DC	1449.3
CA	436.8	WA	434.0	CA	431.2	CA	443.2	CA	398.6	CA	409.4	AZ	1066.7
NM	408.9	CA	391.3	WA	407.4	WA	382.8	WA	363.6	WA	382.6	CA	980.6
HI	403.7	NV	358.7	NV	358.3	NV	363.1	NV	348.3	HI	374.9	FL	911.5
NV	392.7	NM	301.6	OK	291.2	OK	303.1	AZ	305.9	NV	337.1	MD	763.0
WA	374.7	HI	273.3	NM	283.2	AZ	292.3	HI	304.3	AZ	336.5	NV	759.4
CO	293.2	OK	272.9	MO	270.1	GA	287.7	GA	300.3	GA	312.8	NY	709.3
UT	290.6	MO	269.8	GA	268.5	SC	279.5	SC	292.0	MD	312.6	OR	705.2
MO	279.4	SC	267.0	SC	263.5	MO	270.8	MO	270.8	SC	285.3	MA	701.0
AK	277.1	GA	266.0	AZ	263.2	NM	261.9	MD	275.7	MI	276.8	NJ	660.0
OK	267.2	AZ	261.3	HI	262.4	OR	261.7	NM	259.7	OK	271.6	MI	656.1
SC	264.9	TX	254.3	UT	257.3	HI	258.9	MI	258.2	TX	270.5	CT	615.8
OR	261.8	UT	248.0	OR	250.9	MI	254.1	MO	254.8	MO	268.0	LA	607.6
GA	259.2	OR	240.5	TX	248.6	RI	250.2	TX	246.7	NM	254.8	TX	602.6
AZ	245.8	KA	237.8	MI	248.3	TX	249.4	OR	233.7	TN	233.8	IL	563.5
TX	245.7	NE	236.8	NE	238.9	MD	246.3	KS	232.5	OR	232.6	TN	560.3
KA	238.9	AK	236.0	CO	237.9	KS	234.9	IN	227.3	AK	228.0	GA	557.2
MT	234.1	CO	234.8	AK	230.6	CO	233.1	IL	223.5	RI	227.9	HI	541.4
MD	225.8	MD	219.2	KA	229.5	NE	223.5	NE	222.7	IL	224.4	AK	540.4
AL	212.7	FL	214.0	MD	226.3	UT	210.1	AL	222.0	CO	223.6	RI	519.9
NE	211.0	MI	213.5	AL	218.7	IN	209.0	UT	219.5	AL	221.8	MO	512.3
ND	209.1	LA	212.7	IN	216.2	AK	208.1	TN	219.2	FL	220.5	NM	504.8
LA	208.6	IN	210.1	RI	212.4	AL	204.8	RI	217.5	LA	218.2	WA	500.5
IN	204.2	AL	209.1	LA	198.0	TN	201.0	CO	215.9	UT	215.2	OK	474.6
FL	200.6	ND	204.7	ND	195.7	IL	199.5	FL	207.9	DE	214.8	PA	449.3
TN	195.0	MT	199.6	AR	191.9	AR	194.1	LA	199.4	KS	210.6	IN	434.8
AR	193.8	TN	192.4	MT	182.2	FL	193.2	AR	197.8	IN	202.3	OH	427.1
WI	190.3	AR	188.8	TN	182.1	NJ	185.9	NJ	197.4	NE	197.8	DE	417.1
CT	176.5	RI	173.7	FL	178.6	CT	179.6	CT	187.4	NC	192.0	MS	405.0
KY	175.9	WI	172.3	CT	173.0	LA	171.3	AL	185.8	AR	190.1	CO	392.9
MI	158.9	CT	169.9	OH	168.8	OH	169.0	OH	182.5	CT	187.7	NE	384.2
OH	148.4	OH	155.4	IL	162.5	MT	168.0	NC	176.4	OH	183.1	WI	360.5
MN	145.4	MN	153.3	NJ	154.5	NC	165.3	DE	168.7	MS	180.6	SC	359.8
MS	141.8	MS	150.9	PR	153.0	ND	164.5	MS	165.4	NJ	176.9	AL	331.8
IA	139.0	KY	143.2	NC	148.3	PR	159.4	MA	163.7	MA	174.9	KS	328.2
SD	138.4	NC	137.1	MN	147.0	MN	157.2	PR	157.9	MN	161.9	AR	315.0
IL	137.3	IL	135.5	MS	146.7	DE	156.6	MN	153.1	MT	154.2	MN	314.3
NC	133.8	DE	135.4	DE	143.9	KY	152.2	KY	152.7	WI	143.1	NC	301.9
NJ	131.5	IA	133.6	IA	137.4	MS	144.8	MT	146.1	KY	143.1	UT	298.2
RI	131.5	NJ	131.0	KY	137.2	WI	143.5	WI	144.1	VA	131.8	MT	286.2
DE	124.9	PR	130.7	MA	136.3	MA	138.9	ND	143.3	PA	131.2	VA	279.1
WV	121.4	MA	122.5	WI	128.6	IA	130.9	PA	132.2	ND	127.7	KY	223.6
MA	118.8	SD	118.0	SD	111.0	SD	127.8	IA	128.5	WV	127.4	NH	202.5
PR	117.3	WY	103.2	PA	107.8	WV	119.1	WV	121.5	IA	124.0	ID	195.1
ID	113.1	WV	102.5	VA	103.3	PA	117.7	VA	120.1	NY	105.4	IA	180.1
WY	101.0	PA	102.0	WV	103.3	VA	112.2	SD	114.8	WY	104.9	WV	179.7
VA	96.8	ID	101.6	WY	99.2	WY	101.3	NY	99.2	SD	97.6	WY	162.0
PA	94.8	VA	92.1	ID	95.3	NY	88.6	WY	91.7	ID	84.3	ND	151.1
NY	77.4	NY	79.7	NY	78.8	ID	85.5	ID	84.1	ME	74.5	VT	148.6
NH	67.0	NH	64.6	NH	71.0	NH	77.5	ME	81.2	NH	73.5	ME	143.2
ME	61.2	ME	60.1	ME	68.8	ME	74.9	VT	79.7	VT	70.5	SD	120.9
VT	28.4	VT	38.9	VT	53.3	VT	69.5	NH	73.9				

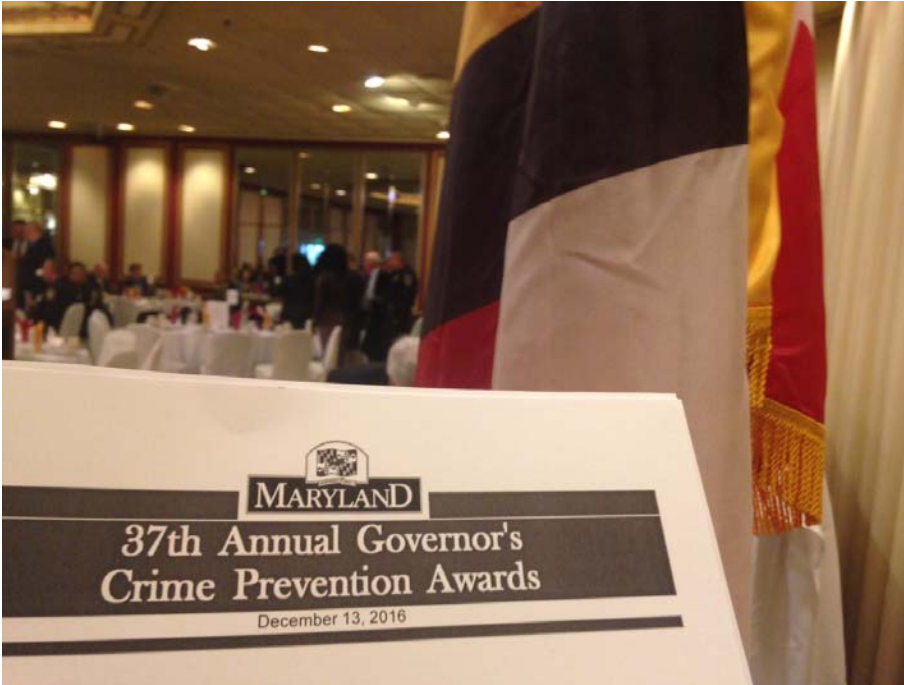
Source: FBI UCR

2015

ANNUAL REPORT

MARYLAND VEHICLE THEFT PREVENTION COUNCIL

VEHICLE THEFT ON THE ROAD



Pictured below left is the Vehicle Theft Prevention Display and information booth maintained by the Maryland Community Crime Prevention Institute on display during the 37th Annual Governor's Crime Prevention Awards Ceremony, held on December 13, 2016 at the La Fontaine Bleue Hotel in Glen Burnie.



Award winners, guests and dignitaries from across the state attended the event.

The video monitor on the display presents repeating messages about vehicle theft prevention as well as , PowerPoint slides, and other timely information.



Claude Nelson
MCCPI Manager & State
DARE Coordinator
Department of Public Safety
and Correctional Services
Maryland Police and
Correctional Training
Commissions

The key to preventing vehicle theft *is* in *your* hands.



Lock your car.
Take the key.
Use an anti-theft device.
Participate in the Maryland
“Watch Your Car” Program.



Maryland
Vehicle Theft Prevention Council
1201 Reisterstown Road
Pikesville, MD 21208
1-800-96-THEFT
www.MDAutoTheft.org