

FIRE DEATHS IN MARYLAND



**January - December
2016**

OFFICE OF THE MARYLAND STATE FIRE MARSHAL
FIRE DEATHS IN MARYLAND
January - December 2016

The fire deaths reported in Maryland during 2016 represent a slight increase over the previous year. The 68 deaths in 56 fires reported in 2016 represent a 7.9 percent increase over the 63 deaths in 49 fires in 2015, and a 6.3 percent increase over the 64 deaths in 55 fires in 2014.

ALLEGANY COUNTY - During January through December 2016, Allegany County reported three fire deaths compared to one fire death reported in 2015, and three fire deaths reported in 2014 for the same period. An undetermined residential fire claimed the life of a 53 year old male. The victim was found unconscious inside his burning home by fire fighters and despite rescue efforts, the victim was pronounced deceased at a nearby medical center. The investigation revealed there were no working smoke alarms found in the dwelling. Two unrelated vehicle fires which resulted from vehicle collisions claimed the lives of two males, ages 20 and 28 years.

ANNE ARUNDEL COUNTY - Anne Arundel County reported in the twelve month period of 2016, two fire deaths representing a welcome decrease compared to the 12 fire deaths resulting from four fires in 2015, and an increase compared to the one fire death reported in 2014. A 60 year old female was rescued by firefighters after calling 911 to report a fire inside her townhome. Unfortunately, the victim later succumbed to her injuries sustained during the fire. Conditions of hoarding were reported by rescuers, there were no smoke alarms found in the home and smoking while on home oxygen is suspected even though the reported fire cause remains undetermined. A firefighter incurred non-life threatening injuries during search and rescue efforts on the scene of an undetermined residential fire that originated in the kitchen. A 55 year old unconscious male was located inside the burning home; however, rescue personnel were not able to resuscitate the victim.

BALTIMORE CITY - The 16 deaths in 14 fatal fires reported by Baltimore City for 2016 represent an almost 11 percent decrease in comparison to the 18 fire deaths reported in 2015, and the 18 fire deaths reported in 2014 during the same period. A dwelling fire determined to have been the result of arson claimed the life of a 64 year old female. A second female occupant escaped the fire without injury and was able to provide investigators with a direct eye witness account, placing an adult male suspect at the scene, who was observed pouring an ignitable fluid inside the home and setting the fire. There were smoke alarms present in the home, but they did not activate. Smoke alarms were determined to be present and operating during a residential fire that resulted in the demise of a 90 year old male. The victim's clothing ignited after coming too close to the stove top burner while cooking and subsequently the victim was unable to extinguish the fire. Unattended cooking was the cause of an apartment fire resulting in the death of a 24 year old male victim. Smoke alarms were determined to have been present and operating during the incident. A 52 year old male perished in a dwelling fire where smoke alarms were found, but activation was not known. The cause of the fire was determined to have been the result of electrical malfunction. A second floor bedroom fire claimed the life of a 60 year old male who succumbed to his injuries incurred during the blaze. Smoke alarms equipped with 9-volt batteries were reported present in the home, but they did not activate. The cause of the fire was determined to have been the result of electrical malfunction. An undetermined dwelling fire resulting from electrical fault claimed the life of a 48 year old female. An activated 9-volt battery smoke alarm was found at the scene of the fire, and the stairway to the second floor was determined to have been the area of origin. Child's play caused a residential fire resulting in the demise of two children, ages 1 year and 3 years old. Two other children and an adult female were able to escape the blaze. At least one 9-volt battery operated smoke alarm was present at the scene, but did not activate during the fire. Two children, ages 1 and 10 years, lost their lives in a cooking related dwelling fire.

OFFICE OF THE MARYLAND STATE FIRE MARSHAL

FIRE DEATHS IN MARYLAND

January - December 2016

BALTIMORE CITY (CONTINUED) -An adult female and juvenile were able to escape the fire safely and 9-volt smoke alarms were located at the scene, but it is unknown if the smoke alarms were functioning at the time of the incident. A 90 year old female succumbed to her injuries after being transported to a Medical Burn Center following a dwelling fire, with the cause cited as electrical malfunction. Functionally undetermined 9-volt smoke alarms were found on the scene of the fire. A basement fire resulted in the death of a 50 year old male. Five disposable lighters and drug paraphernalia were found at the scene. A boat docked on dry land caught fire and claimed the life of a 51 year old male. The victim was reportedly drinking on or near the boat earlier in the day; however, the fire remains undetermined. Activated smoke alarms alerted occupants to a fire within their home, and two adults and one child were able to escape the blaze. Unfortunately, the undetermined fire resulted in the death of a 61 year old female. A 4 month old child was found deceased on the first floor of a dwelling fire that remains undetermined. A number of operational 9-volt battery smoke alarms were found at the scene. The cause of the fire was determined to have been the result of electrical malfunction. A physically disabled, bed confined male victim, age 61 years, perished in a residential fire resulting from a smoking related incident.

BALTIMORE COUNTY - Baltimore County reported six deaths in six fires during the twelve months of this year, no change from the six fire deaths reported during that time in 2015, and an increase from the five fire deaths in 2014. One undetermined residential fire claimed the life of an 85 year old male who succumbed to his injuries sustained after re-entering his burning home in an attempt to rescue his disabled wife. The victim's wife was rescued, treated for smoke inhalation at a local Medical Center and later released. An apartment fire caused the demise of an 80 year old female who succumbed to thermal burn injuries incurred after her clothing caught on fire while cooking. A 66 year old female perished in a townhome fire that started in the upstairs front bedroom. The victim's escape may have been compromised by her physical disability and reported conditions of hoarding. An accidental fire resulted from a cooking mishap whereby a 92 year old victim caught her clothes on fire after coming too close to the stove top burner. The physically disabled victim activated the medical alert switch on her persons, but was unable to extinguish the fire. A vehicle fire claimed the life of a 63 year old male who was seated in the rear passenger seat of the vehicle. The victim was reportedly smoking and drinking while the other occupants of the vehicle were shopping in a near-by store. A 46 year old female perished in a vehicle fire after dousing herself and the interior of the vehicle in gasoline, and then igniting the flammable liquid.

CALVERT COUNTY - There were no fire deaths reported in Calvert County during the entire year of 2016, compared to two fire deaths in 2015, and one fire death in 2014 for the same reporting period.

CAROLINE COUNTY - Caroline County reported in 2016, one fire death compared to no fire deaths in 2015 and 2014. Smoking while on home oxygen resulted in the fire death of a 66 year old female. The investigation revealed that smoke alarms were present and operating at the time of the incident; however, the victim's ability to extinguish the fire was hampered by her physical disability.

CARROLL COUNTY - During the twelve months in 2016, Carroll County reported two fire deaths, compared to no fire deaths in 2015, and four fire deaths in 2014. A vehicle fire claimed the life of a 28 year old male who was unable to escape the blaze subsequent to crashing his vehicle into a tree. An arson related fire committed by the victim's husband, claimed the life of 55 year old female who was found deceased in the bedroom rubble of her home subsequent to the fire.

CECIL COUNTY - Between the time span of January and December 2016, Cecil County reported three fire deaths which is an increase in comparison to one fire death in 2015, and equivalent to the three fire deaths in 2014 during the same time period. An undetermined dwelling fire with rescue efforts challenged by reported conditions of hoarding resulted in the loss of life of a 69 year old male. It is unknown if smoke alarms were present and/or activated during the blaze. An undetermined double-fatal fire claimed the lives of two adult males, father and son, ages 73 and 44 years old. The son was reportedly the primary caregiver of the father who had been experiencing dementia type symptoms. The presence of working smoke alarms were not found.

OFFICE OF THE MARYLAND STATE FIRE MARSHAL

FIRE DEATHS IN MARYLAND

January - December 2016

CHARLES COUNTY - There were three fire deaths reported in Charles County during 2016, compared to four fire deaths in 2015, and no fire deaths in 2014 for the same time duration. A 75 year victim succumbed to his injuries after his vehicle caught fire subsequent to a two vehicle collision. A 47 year old male perished after he fell into a burn pit in the yard of his home. A dwelling fire claimed the life of a 61 year old male who succumbed to his injuries after intentionally setting his home ablaze in an effort to commit suicide.

DORCHESTER COUNTY - January through December 2016, Dorchester reported one fire death, and no fire deaths in 2015 or 2014. An undetermined residential fire resulted in the death of a 60 year old male while a second occupant was able to escape the blaze by jumping to the ground from a second floor window.

FREDERICK COUNTY - During the calendar year 2016, Frederick County reported two fire deaths which is unchanged compared to the two fire deaths in 2015, and an increase compared to no fire deaths occurring in 2014. A tractor trailer collision and subsequent fire resulted in the death of a 58 year old male who lost control of the rig while traveling around a left roadway curve. The investigation did not reveal what caused the driver to lose control of the vehicle. Smoking while on home oxygen ignited a fire causing a 28 year old chronically ill male to sustain burn injuries which resulted in his demise.

GARRETT COUNTY - Garrett County reported one fire death in the 2016 reporting year, compared to no fire deaths reported for the same time period in 2015 and 2014. A 38 year old female succumbed to her injuries sustained in an arson related residential fire that originated in the interior living room. Suicide ideation could not be confirmed or ruled out during the investigation as the victim reportedly had a history of committing attention seeking situations. Smoke alarms were present and operating at the time of the fire.

HARFORD COUNTY - Between the reporting months, January through December 2016, Harford County reported three fire deaths, in comparison to the same period in 2015 where there were two reported fire deaths, and no fire deaths reported in 2014. A double-fatal vehicle fire caused by a motor vehicle collision resulted in the death of 47 year old mother and her 4 year old daughter. The cause of the crash remains undetermined, but investigators surmise that some type of catastrophic failure occurred within the engine compartment based on reports from a witness who was on the phone with the mother prior to the crash. A vehicle fire claimed the life of a 42 year old female who was found in the passenger compartment of the vehicle. The investigation revealed that the fire was incendiary as the victim's intent was to commit suicide.

HOWARD COUNTY - In the time period of January through December 2016, Howard County reported one fire death which is an increase in comparison to no fire deaths in 2015, but a decrease in comparison to the three fire deaths in 2014 for the same annual reporting period. A 66 year old male reportedly doused his body in gasoline and set himself on fire. After the self-immolization, the victim drove his vehicle on the interstate and flagged down a Howard County Police Officer for help. The victim later succumbed to his injuries after being transported to a Medical Burn Center.

KENT COUNTY - There were no fire deaths reported in Kent County during the twelve months of 2016, in comparison to one fire death reported in 2015, and two fire deaths reported in 2014.

MONTGOMERY COUNTY - Six fire death were reported in Montgomery County for the twelve months of 2016, compared to two fire deaths reported in 2015, and eight fire deaths reported in 2014 for the same reporting period. A tent that was pitched too close to an active fire pit was most likely to blame for the fire death of a 46 year old white male who was temporarily residing in the tent at a homeless camp. A natural gas explosion and fire resulted in the fire deaths of an 8 year old male and three adults, ages 40, 52 and 61. Three other victims lost their lives during the incident, but their deaths were determined to have occurred as the result of the explosion and not the fire.

OFFICE OF THE MARYLAND STATE FIRE MARSHAL
FIRE DEATHS IN MARYLAND
January - December 2016

MONTGOMERY COUNTY (CONTINUED) - A 52 year old female became trapped in a vehicle crash/fire which resulted in the victim's demise. The cause of the crash was determined to have been the result of a high-speed single vehicle collision with rollover.

PRINCE GEORGE'S COUNTY - Eight fires claimed the lives of 11 people in Prince George's County during the first twelve months of 2016 which revealed an increase compared to 2015 where there were six deaths in six fires, and an increase for the same time period in 2014 with five deaths in five fires reported. An undetermined multi-death residential fire claimed the lives of four victims, two adults aged 55 and 63, and two 2 year old twins. There were no working smoke alarms found in the home. Improperly discarded smoking materials was the cause of a residential fire that claimed the life of a 68 year old male. The victim was transported to a Medical Burn Unit where he later succumbed to his injuries. Smoke alarms were found to be operating during the time of the fire. Hoarding conditions in a residential dwelling fire hampered fire rescue efforts, and may have contributed to the demise of a 62 year old female. The cause of the fire remains undetermined. An undetermined dwelling fire resulted in the death of an 84 year old male, and injured an 81 year old female. An undetermined fire originating in the upstairs bedroom of a single family dwelling resulted in the demise of a 61 year old male, and caused non-life threatening injuries to another male occupant. A 62 year old female lost her life in a single occupant vehicle collision and subsequent fire. Citizens on the scene unsuccessfully attempted to extinguish the fire with water from a residential garden hose. A domestic issue between a 64 year old male and his 60 year old female companion of eight years resulted in death. After a verbal altercation, the male occupant reportedly doused his companion in an ignitable liquid and set her on fire, which also set the residence ablaze. The female escaped the fire and ran across the street to a populated building where citizens assisted the victim until emergency personnel arrived. The male occupant was observed by witnesses exiting and re-entering the blaze. When firefighters arrived on the scene the male victim was found outside the burning structure suffering from burns and smoke inhalation. Both occupants were transported to a Medical Burn Center for treatment; however, the male occupant succumbed to his injuries prior to being arrested and charged with attempted 1st degree murder among other charges. The female victim reportedly survived the incident after extensive medical treatment. An undetermined residential fire resulted in the demise of a 74 year old female who succumbed to her injuries at a Medical Burn Center after being rescued from her burning home.

QUEEN ANNE'S COUNTY - During the twelve months of 2016, Queen Anne's County reported one fire death, compared to one fire death in 2015, and one fire death in 2014 during the same period. A 77 year old white male was investigating a fire originating in the floor joist of his home when he incurred smoke inhalation which attributed to his demise. Evidence revealed a rodent had entered the joist space and chewed on wiring allowing electrical arcing to ignite combustibles. No working smoke alarms were found to be operational at the time of the fire.

ST. MARY'S COUNTY - St. Mary's County reported in the entire year of 2016 and 2015, no fire deaths, and one fire death in 2014 for the same reporting period.

SOMERSET COUNTY - Three fire deaths in one fire were revealed by Somerset County in the reporting period January through December 2016, compared to one fire death revealed in 2015 and 2014 for the same time frame. An electrical failure within an electrical receptacle located behind a living room sofa was the cause of a residential dwelling fire that claimed the lives of three victims, ages 5 months, 16 years and 44 years old.

TALBOT COUNTY - Talbot County reported no fire deaths during the reporting period January through December 2016, 2015 or 2014.

OFFICE OF THE MARYLAND STATE FIRE MARSHAL

FIRE DEATHS IN MARYLAND

January - December 2016

WASHINGTON COUNTY - Reporting periods January through December 2016 revealed one fire death in Washington County, compared to one fire death in 2015, and two fire deaths for the same period in 2014. Conditions of hoarding hampered rescue efforts on the scene of a residential fire that claimed the life of a 73 year old male victim. The victim was located in the kitchen area of the home, and confirmed deceased on the scene with no attempts of resuscitation reported.

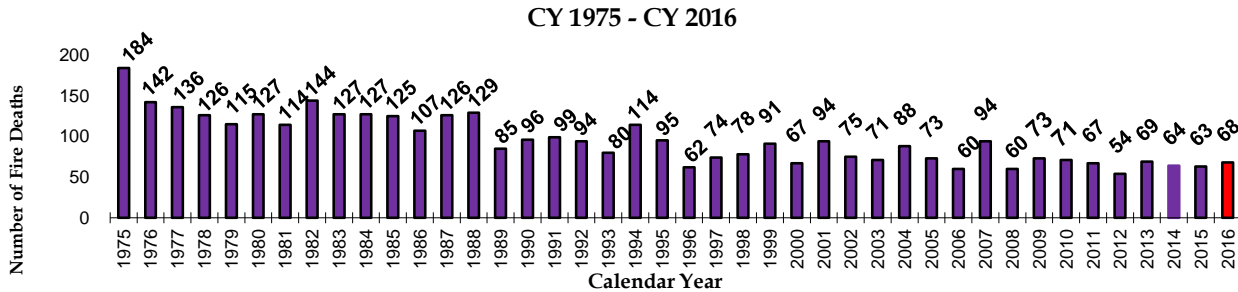
WICOMICO COUNTY - During the twelve months of 2016, Wicomico County reported two fire deaths, in comparison to one fire death reported in 2015, and five fire deaths reported in 2014 for the same period. A 4 year old female became trapped and perished in the utility room of her home subsequent to a fire igniting from stored flammable liquid vapors combusting with the natural gas water heater pilot. The investigation of a residential fire which claimed the life of a 42 year old male revealed the victim intentionally set the fire in an act of suicide.

WORCESTER COUNTY - The entire 2016 year revealed no fire deaths in Worcester County, compared to two fire deaths in 2015, and no fire deaths in 2014 during the same time duration.

Following is a summary of the fire deaths reported to the State Fire Marshal during the twelve months of 2016. Also included are summary tables of fire deaths for reporting years 2012 through 2016. The number of fire deaths in Maryland, by county, for the five-year period 2012 through 2016 are listed on page 12.

FIRE DEATHS IN MARYLAND

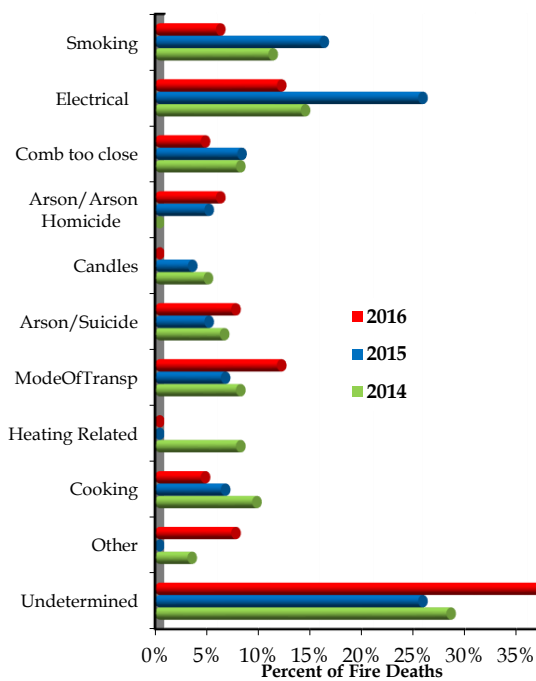
The fire deaths reported in Maryland during 2016 represent a slight increase over the previous year. The 68 deaths in 56 fires in 2016 represent a 7.9 percent increase over the 63 deaths in 49 fires reported in 2015, and a 6.3 percent increase over the 64 deaths in 55 fires in 2014.



In recent years, the number of fire fatalities reported to the State Fire Marshal's Office have continued to fluctuate to a small degree with fire deaths averaging almost 64 fire deaths per year from 2012 through 2016. Fire deaths in the State have remained below 100 each year for the past 22 years, (1995 to 2016) as illustrated in the above graph. During that time, there has been an average of 73 fire deaths a year. Previously, from 1975 to 1994, fire fatalities in Maryland averaged 120 deaths a year.

Just as in the previous year, fires attributed to electrical malfunction claimed more lives than fires resulting from other known causes with the exception of Mode of Transportation which was equal for 2016. Eight fire victims, ranging in age from 5 months to 90 years, died in six electrical related residential fires with one of the six fires claiming three lives. Those deaths accounted for nearly 12 percent of the fire deaths, compared to over 25 percent of all fire deaths in 2015, and over 14 percent of all fire deaths in 2014.

CAUSES OF FATAL FIRES



Mode of Transportation deaths tied Electrical Malfunction deaths at eight reported deaths in seven fires for reporting year 2016. Victims ranged in age from 4 to 75 years. One multi-fatal was reported resulting in the death of one child and one adult.

Four residential fires resulting from Smoking Related causes claimed four lives in 2016 with the victim's ages ranging from 28 to 68 years old.

In 2016, acts of Arson/Homicide led to two deaths in two fires, with victims ranging in age from 38 to 64.

During 2016, Suicide by Fire resulted in loss of life for seven victims in seven fires, with ages starting at 46 to 66 years old.

Three people died in three fires that were related to Combustibles too Close to a heat source in 2016, with ages ranging from 80 to 92 years.

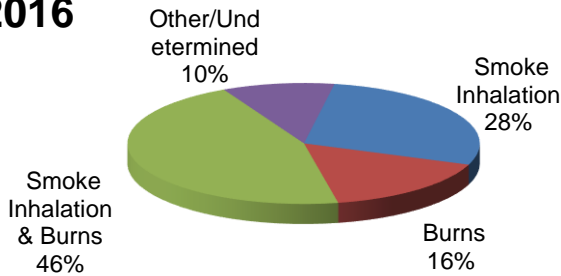
The causes of 21 fires in which 28 lives were lost have not been definitively determined or remain under investigation.

The remaining fire causes were reported as follows: Open Flame - two deaths/two fires, Flammable Liquid/Vapors - one death/one fire, and Child's Play two deaths/one fire.

FIRE DEATHS IN MARYLAND

CAUSE OF DEATH OF FIRE VICTIMS

2016

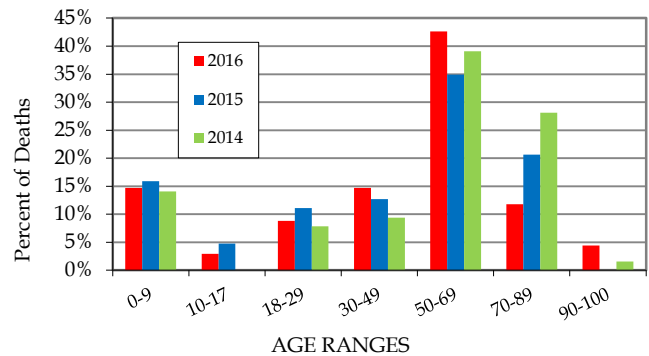


As in most previous years, the combination of smoke inhalation and burns was the cause of death reported most frequently for victims of fatal fires in 2016, claiming 31 lives.

Nineteen victims of fatal fires died as the result of smoke inhalation, and 11 other fire victims succumbed as the result of burn injuries. Seven victims perished from other fire related causes of death.

AGE OF FIRE DEATH VICTIMS

Twelve children died in four fires during 2016. Fire victims younger than 18 years accounted for almost 18 percent of all fire deaths for the year, a decrease from the 13 victims who accounted for nearly 21 percent of all fire deaths for 2015, and an increase of the nine victims in 2014 who accounted for over 14 percent of the fire deaths that year.



A 5 month old male died in a triple-fatal residential fire that also claimed the lives of two adult females. The fire was reportedly caused by a failure within an electrical receptacle located behind a living room sofa. A double-fatal in a single family dwelling resulted in the deaths of a 10 month old male and a 3 year old male, with the cause attributed to Child's Play. A cooking related fire resulted in the demise of two children, ages 1 and 10 years old. An undetermined quadruple-fatal fire is to blame for the demise of two 2 year old twins, and two adults. A natural gas explosion and fire resulted in the fire deaths of an 8 year old male and three adults. Three other victims lost their lives during the incident, but their deaths were the result of the explosion and not the fire. A mother and her 4 year old child died on the scene of a fiery vehicle crash after becoming entrapped in the vehicle. An undetermined dwelling fire claimed the life of a 4 year old male. A 4 year old female became trapped and perished in the utility room of her home subsequent to a fire igniting from stored flammable liquid vapors combusting with the natural gas water heater pilot.

There were 16 victims in the 18 to 49 years age range in 2016, a slight increase when compared to the 15 victims in that age range in 2015, but five more than the 11 victims in that age range reported in 2014. Victims in that age range accounted for nearly 24 percent of the total deaths in 2016, compared to the almost equal 24 percent in 2015, and just over 17 percent of the deaths in 2014.

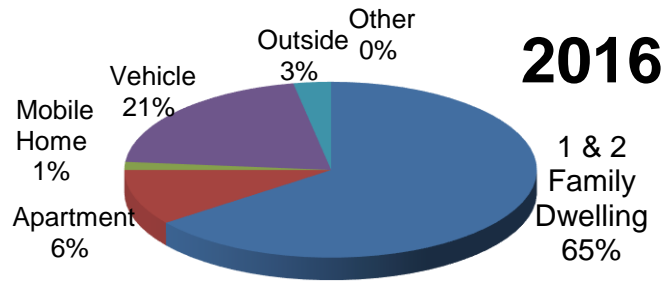
The number of fire death victims in the 50 to 69 years age range increased in 2016, compared to 2015 and 2014. Twenty-nine victims in that age range accounted for over one-third (42.6 percent) of the fire deaths in 2016, while 22 victims in that age range accounted for nearly 35 percent of the deaths in 2015, and 25 victims in that age range accounted for almost 40 percent of the deaths in 2014.

The 11 fire death victims 70 and older represent a slight decrease over the number of deaths compared to the 13 such victims in 2015, and the 19 deaths reported in 2014. Those victims 70 years and older accounted for just over 16 percent of the fire deaths in 2016, compared to almost 21 percent of the fire deaths during 2015, and almost 30 percent of the fire deaths in 2014. Additionally, in 2016 there were three victims who were 90 or older compared to no victims in 2015, and one victim in 2014 for the same age range.

FIRE DEATHS IN MARYLAND

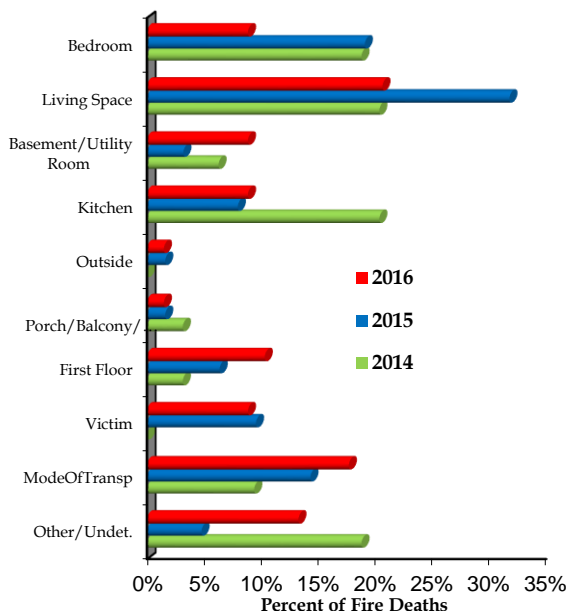
LOCATION OF FATAL FIRES

In 2016, as in other years, most fire deaths occurred in residential structures, including 44 deaths in one and two family dwellings, seven victims of apartment fires, and one victim of a mobile home fire. Residential fires accounted for almost 77 percent of the fire deaths in 2016, compared to 82 percent of the fire deaths in 2015, and 89 percent in 2014.



Fourteen mode of transportation-related fire deaths included victim's age ranges between 4 and 75 years old. One fire fatality in the Outside category included the death of a 47 year old male caused by the victim falling into a burn pit. A 46 year old male perished in an undetermined tent fire with a probable cause of combustibles too close to fire pit.

AREA OF FIRE ORIGIN



Fourteen victims died in nine fires that originated in the living area during 2016, compared to 20 such victims in 2015, and 13 victims in 2014. Five unrelated living space fires resulted in eight total deaths, and all remain undetermined at this time, including one fire that claimed the lives of four victims. The remaining living area fire causes were as follows: one electrical related fire resulting in the loss of three lives, one arson fire claiming one life, and two separate smoking related fires resulting in one death for each fire.

Seven deaths resulted from seven fires that started in the first floor area of the home in 2016, compared to four such deaths in three fires in 2015, and two deaths in two fires in 2014. Victims of these fires ranged in age from 52 to 90 years. The fire causes were reported as follows: Electrical Related - three deaths; Arson/Homicide - two deaths; Smoking Related - one death; and Undetermined - one death.

During 2016, five fires that originated in the kitchen area resulted in six deaths, compared to five deaths in four fires in 2015, and 13 deaths in 11 fires in 2014. Two of the kitchen fires were cooking related and claimed three victims. Two kitchen fires remain undetermined with each fire resulting in two deaths. One fatal demise was the direct result of an incendiary fire set as an act of suicide.

SMOKE ALARM PERFORMANCE

In 2016, five fires originating in the bedroom claimed the lives of six victims in five fires. The ages of the victims ranged from infant to 66 years old. Child's Play was reported as the cause of one fire, Electrical Malfunction was the cause of the second fire, with the remaining three fires cited as Undetermined.

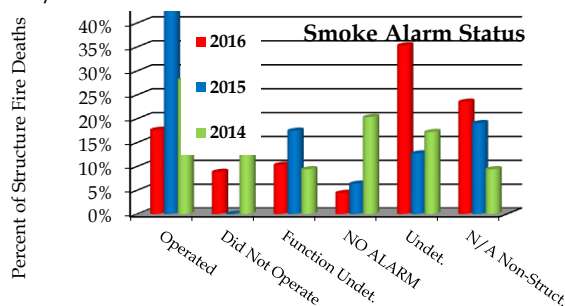
Twelve fatal residential structure fires occurred where the smoke alarms were known to function properly, but the fires still claimed the lives of 12 individuals (17.6 percent of total deaths in 2016). None of the residential fires that reported functioning smoke alarms resulted in multiple-fatalities.

The remaining fires in the area of origin category can be summarized as follows: **Mode of Transportation**-12 deaths/11 fires, **Undetermined/Other**-9 deaths/8 fires, **Basement/Utility Room**-six deaths/three fires, **Victims**-Six deaths/six fires, **Outside**-one death/one fire, and **Porch/ Garage**-one death/one fire.

There were no smoke alarms present in three fatal structure fires that killed three Maryland residents in 2016.

Residential dwelling fires that reported the presence of non-functioning smoke alarms accounted for 8.8 percent of the total deaths (six deaths in five fires).

Another seven people died in four structure fire where the smoke alarms were present, but the operable status was undetermined. Seventeen fire resulted in 24 deaths where the presence of smoke alarms was unknown.

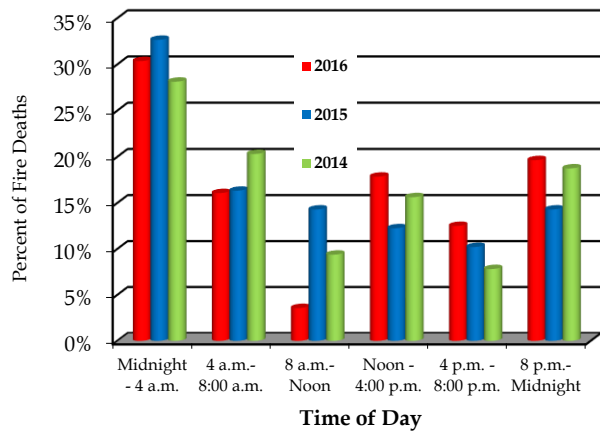


FIRE DEATHS IN MARYLAND

TIME OF FATAL FIRES

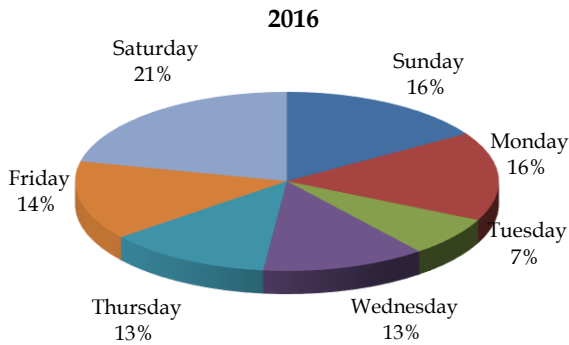
Consistent with most previous years, more fire deaths occurred in the late night and early morning hours than at other time of the day, and the hours between 12 p.m. and 8 a.m. proved to be the most deadly eight-hour period in 2016. The 26 fatal fires that started during those eight hours resulted in 32 deaths accounting for 47.1 percent of the 68 fire deaths for the year, compared to 2015 when 24 fatal fires lead to 36 deaths accounting for almost 57.1 percent of the 63 fire deaths that year. Two of the seven multiple-death fires occurred during those hours in 2016.

The hours between 4 p.m. and 12 p.m. for 2016 ran a close second rating at 33.8 percent of the 23 total deaths in 18 fires reported during that time frame.



In previous years, fatal fires have been more likely to occur over the weekend which was the case for 2016. A total of 33 deaths in 29 fires (51 percent) occurred on Friday-Sunday in the reporting year 2016.

DAY OF WEEK OF FATAL FIRES



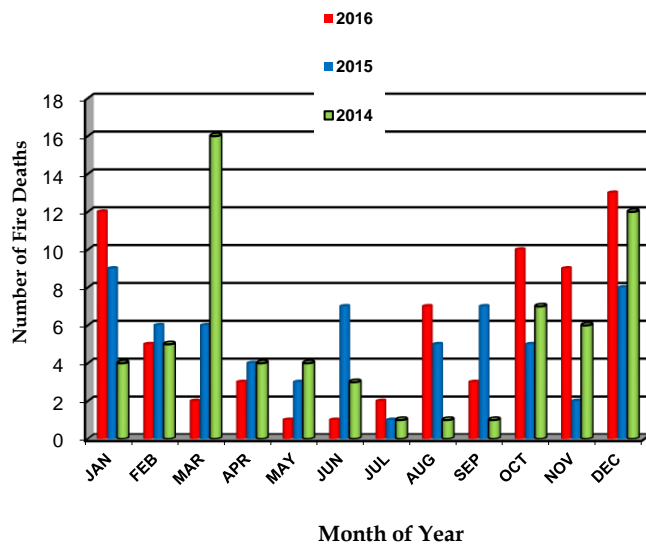
Less than half of the fatal fires occurred during the week day, which resulted in 49 percent of the 68 fire deaths for the year. Thirty-five people died from 27 fires that started on those days. Additionally, four of the seven multiple-fatal fires in 2016 occurred during the week day.

MONTH OF YEAR

The fall and winter months have often been the busiest months for fatal fires, and this proved true for 2016. Approximately 75 percent of the fire deaths resulted from fires that occurred in October through March when 43 fires claimed 51 lives.

April through September recorded 17 deaths in 13 fires which is equal to 25 percent of the total deaths for the year.

As illustrated in the adjacent graph, December was the deadliest month, with 13 deaths in 11 fires, including two multiple-death fires that claimed the lives of four children.

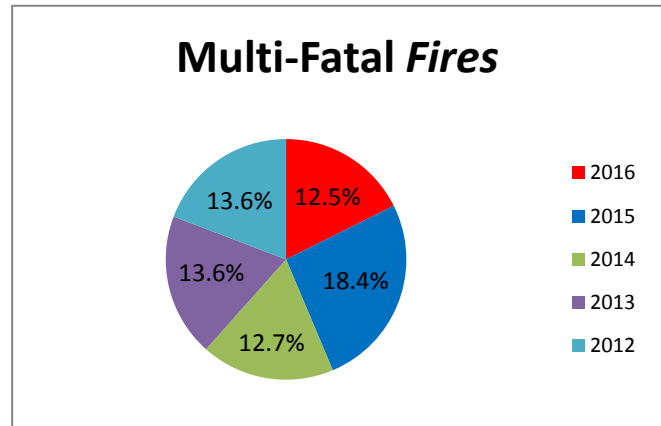


FIRE DEATHS IN MARYLAND

MULTIPLE-FATAL FIRES

A multiple-fatal fire is an incident where a fire claims the lives of multiple victims. In comparison to previous years, 2016 showed a decrease in the total number of multi-fatal fires which was seven fires or 12.5 percent of the 56 total fires for the year. During 2015, the percentage of multi-fatal fires was at 18.4 percent of the total fires for that year, and at 12.7 percent of the total fires for the year 2014.

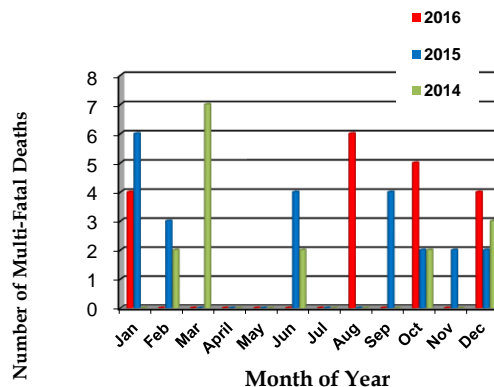
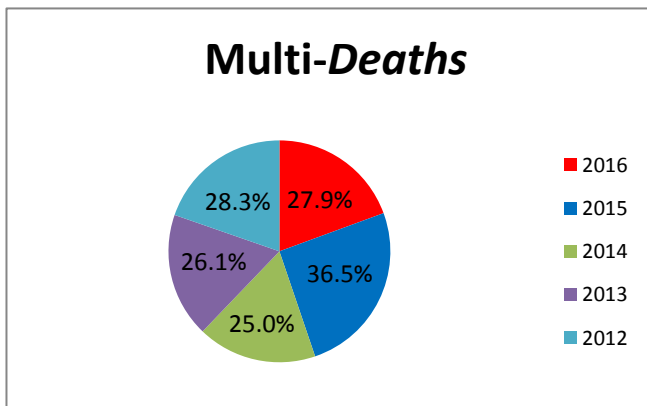
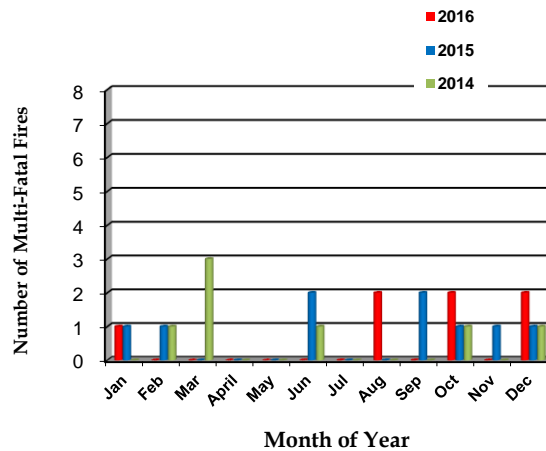
The months of January, August, October and December 2016 resulted in one multi-fatal fire for each of the four months. Even though only one multi-fatal fire was reported in January and August, it was the two months that claimed the most multi-deaths in one incident with both months each claiming four lives.



MULTIPLE DEATHS IN FATAL FIRES

In 2016, similar to multi-fires, the number of multi-deaths in fatal fires slightly decreased in comparison to the prior year to 19 deaths or 27.9 percent of the 68 total deaths reported for the year. Multi-deaths in fatal fires in 2015 was recorded at 23 deaths or 36.5 percent of the 63 total deaths, and in 2014 was recorded at 16 deaths or 25.0 percent of the 64 total deaths.

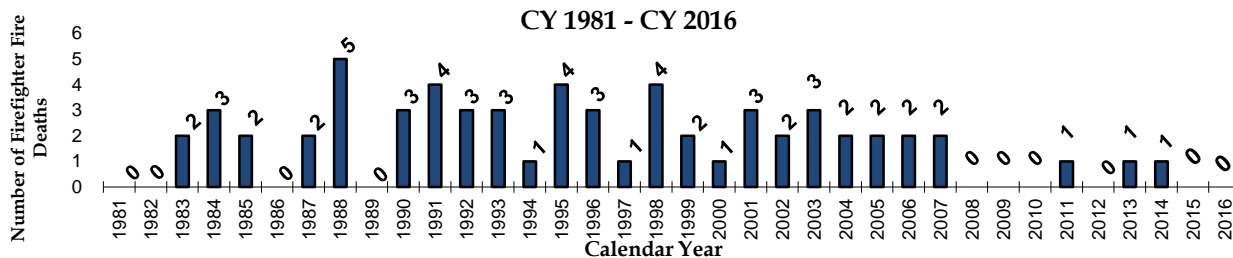
Multi-fatal fires claimed the lives of victims in 2016 as follows: January, four victims/one fire; August, six victims/two fires; October, five victims/two fires; and December, four victims/two fires.



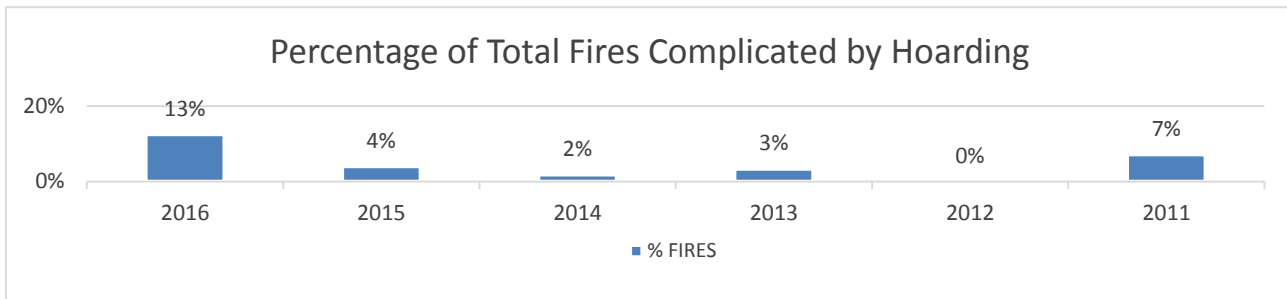
FIRE DEATHS IN MARYLAND

FIREFIGHTER FIRE DEATHS

The total number of Maryland firefighters who lost their lives in the line of duty due to **fire** was reported at zero during 2016 and 2015 which represents a slight decrease over the previous two years with reports of one death per year for 2014 and 2013.



FIRE FATALITY INCIDENTS WITH REPORTED CONDITIONS OF HOARDING



Hoarding conditions present hazards which can result in catastrophic fire related events that jeopardize the safety of all concerned including, but not limited to occupant(s) **and** emergency responders. The Office of the State Fire Marshal under the direction Fire Marshal Brian Geraci continues to educate the public regarding the dangers of hoarding. Seven deaths resulted from seven fires which is almost 13 percent of the total fires reported for the entire year representing an increase in comparison to previous years as illustrated in the above chart. The following is a report summarization of fire related deaths that were complicated by conditions of hoarding in the reporting year of 2016.

An undetermined dwelling fire claimed the life of a 67 year old male victim who became entrapped after his home collapsed. Firefighters on the scene were initially able to locate the 67 year old male victim in a 2nd floor bedroom; however, due to rapidly degrading conditions rescuers were forced to evacuate the burning structure prior to extricating the victim from the home. A 63 year old female was rescued by first responders subsequent to calling 911 and reporting a fire inside her townhome. The victim was transported to a local Medical Center and then transferred to a Burn Center where she later succumbed to her injuries during treatment. The fire remains undetermined, but smoking while on home oxygen is suspected. An undetermined fire in a two story townhome resulted in the demise of a 66 year old female. The victim's escape may have been hampered by her physical disability as she ambulated with the assistance of a walker. A firefighter was treated and released as a result of non-life threatening injuries sustained while battling the blaze. A 63 year old female victim's body was located in the garage area of her single family dwelling, but only after the blaze had been completely extinguished. Firefighters made multiple attempts to search the home, however, the unsafe conditions prevented a rescue. A firefighter was treated and released for non-life threatening injuries, and the cause of the fire remains undetermined. An incendiary fire set in a residential dwelling resulted in the death of a 42 year old male who committed suicide. A 74 year old female was rescued by firefighters from her burning home and was transported to a Burn Center. Unfortunately, the 74 year old victim succumbed to her injuries a few days later. An undetermined dwelling fire resulted in the demise of a 73 year old male who was found by firefighters in the kitchen of the home, and was confirmed deceased at the scene.

Office of the Maryland State Fire Marshal

FIRE DEATHS IN MARYLAND
CY2016

COUNTY	FIRE CAUSE													FIRE DEATHS		FATAL FIRES	
	Smoking	Electrical	Heating related	Unattended Candle/ Incense	Cooking	Arson/Homicide Arson	Suicide	Open Flame	Flamm. Liq/Vapors	Combust. too close	Mode of Transp	Child Play	Under Invest/ Undet.	Total Deaths	Percent of Total	Total Fires	Percent of Total
Allegany	0	0	0	0	0	0	0	0	0	0	2	0	1	3	4.4%	3	5.4%
Anne Arundel	0	0	0	0	0	0	0	0	0	0	0	0	2	2	2.9%	2	3.6%
Baltimore City	1	4	0	0	3	1	0	1	0	1	0	2	3	16	23.5%	14	25.0%
Baltimore County	0	0	0	0	0	0	1	0	0	2	0	0	3	6	8.8%	6	10.7%
Calvert	0	0	0	0	0	0	0	0	0	0	0	0	0	0	0.0%	0	0.0%
Caroline	1	0	0	0	0	0	0	0	0	0	0	0	0	1	1.5%	1	1.8%
Carroll	0	0	0	0	0	1	0	0	0	0	1	0	0	2	2.9%	2	3.6%
Cecil	0	0	0	0	0	0	0	0	0	0	0	0	3	3	4.4%	2	3.6%
Charles	0	0	0	0	0	0	1	1	0	0	1	0	0	3	4.4%	3	5.4%
Dorchester	0	0	0	0	0	0	0	0	0	0	0	0	1	1	1.5%	1	1.8%
Frederick	1	0	0	0	0	0	0	0	0	0	1	0	0	2	2.9%	2	3.6%
Garrett	0	0	0	0	0	0	1	0	0	0	0	0	0	1	1.5%	1	1.8%
Harford	0	0	0	0	0	0	1	0	0	0	2	0	0	3	4.4%	2	3.6%
Howard	0	0	0	0	0	0	1	0	0	0	0	0	0	1	1.5%	1	1.8%
Kent	0	0	0	0	0	0	0	0	0	0	0	0	0	0	0.0%	0	0.0%
Montgomery	1	0	0	0	0	0	0	0	0	0	0	0	5	6	8.8%	3	5.4%
Prince George's	1	0	0	0	0	0	1	0	0	0	0	0	9	11	16.2%	8	14.3%
Queen Anne's	0	1	0	0	0	0	0	0	0	0	0	0	0	1	1.5%	1	1.8%
St. Mary's	0	0	0	0	0	0	0	0	0	0	0	0	0	0	0.0%	0	0.0%
Somerset	0	3	0	0	0	0	0	0	0	0	0	0	0	3	4.4%	1	1.8%
Talbot	0	0	0	0	0	0	0	0	0	0	0	0	0	0	0.0%	0	0.0%
Washington	0	0	0	0	0	0	0	0	0	0	0	0	1	1	1.5%	1	1.8%
Wicomico	0	0	0	0	0	0	1	0	1	0	0	0	0	2	2.9%	2	3.6%
Worcester	0	0	0	0	0	0	0	0	0	0	0	0	0	0	0.0%	0	0.0%
TOTAL FIRE DEATHS	5	8	0	0	3	2	7	2	1	3	7	2	28	68	100%	56	100%
Column % of Fire Deaths	7%	12%	0%	0%	4%	3%	10%	3%	1%	4%	10%	3%	41%		100%		
TOTAL FATAL FIRES	4	6	0	0	2	5	4	2	1	3	7	1	21		56		
Column % of Fatal Fires	7%	11%	0%	0%	4%	9%	7%	4%	2%	5%	13%	2%	38%		100%		

*Fire Cause Categories include probable and possible determinations

Office of the Maryland State Fire Marshal

FIRE DEATHS IN MARYLAND
CY 2016

COUNTY	FIRE CAUSE													FATAL FIRES		FIRE DEATHS	
	Smoking	Electrical	Heating related	Unattended Candle/Incense	Cooking	Arson/Homicide	Suicide	Open Flame	Flamm. Liq/Vapors/	Combust. too close	Mode Transp	Child Play	Under Invest/Undet.	Total Fires	Percent of Total	Total Deaths	Percent of Total
Allegany	0	0	0	0	0	0	0	0	0	0	2	0	1	3	5.4%	3	4.4%
Anne Arundel	0	0	0	0	0	0	0	0	0	0	0	0	2	2	3.6%	2	2.9%
Baltimore City	1	4	0	0	2	1	0	1	0	1	0	1	3	14	25.0%	16	23.5%
Baltimore County	0	0	0	0	0	0	1	0	0	2	0	0	3	6	10.7%	6	8.8%
Calvert	0	0	0	0	0	0	0	0	0	0	0	0	0	0	0.0%	0	0.0%
Caroline	1	0	0	0	0	0	0	0	0	0	0	0	0	1	1.8%	1	1.5%
Carroll	0	0	0	0	0	1	0	0	0	0	1	0	0	2	3.6%	2	2.9%
Cecil	0	0	0	0	0	0	0	0	0	0	0	0	2	2	3.6%	3	4.4%
Charles	0	0	0	0	0	0	1	1	0	0	1	0	0	3	5.4%	3	4.4%
Dorchester	0	0	0	0	0	0	0	0	0	0	0	0	1	1	1.8%	1	1.5%
Frederick	1	0	0	0	0	0	0	0	0	0	1	0	0	2	3.6%	2	2.9%
Garrett	0	0	0	0	0	0	1	0	0	0	0	0	0	1	1.8%	1	1.5%
Harford	0	0	0	0	0	0	1	0	0	0	1	0	0	2	3.6%	3	4.4%
Howard	0	0	0	0	0	0	1	0	0	0	0	0	0	1	1.8%	1	1.5%
Kent	0	0	0	0	0	0	0	0	0	0	0	0	0	0	0.0%	0	0.0%
Montgomery	0	0	0	0	0	0	0	0	0	0	1	0	2	3	5.4%	6	8.8%
Prince George's	1	0	0	0	0	0	1	0	0	0	0	0	6	8	14.3%	11	16.2%
Queen Anne's	0	1	0	0	0	0	0	0	0	0	0	0	0	1	1.8%	1	1.5%
St. Mary's	0	0	0	0	0	0	0	0	0	0	0	0	0	0	0.0%	0	0.0%
Somerset	0	1	0	0	0	0	0	0	0	0	0	0	0	1	1.8%	3	4.4%
Talbot	0	0	0	0	0	0	0	0	0	0	0	0	0	0	0.0%	0	0.0%
Washington	0	0	0	0	0	0	0	0	0	0	0	0	1	1	1.8%	1	1.5%
Wicomico	0	0	0	0	0	0	1	0	1	0	0	0	0	2	3.6%	2	2.9%
Worcester	0	0	0	0	0	0	0	0	0	0	0	0	0	0	0.0%	0	0.0%
TOTAL FATAL FIRES	4	6	0	0	2	2	7	2	1	3	7	1	21	56	100%	68	100%
Column % of Total	7%	11%	0%	0%	4%	4%	13%	4%	2%	5%	13%	2%	38%		100%		

*Fire Cause Categories include probable and possible determinations

Office of the Maryland State Fire Marshal

FIRE DEATHS IN MARYLAND

FIRE CAUSE	CY 2012		CY 2013		CY 2014		CY 2015		CY 2016	
	Number of Deaths	Percent of Total	Number of Deaths	Percent of Total	Number of Deaths	Percent of Total	Number of Deaths	Percent of Total	Number of Deaths	Percent of Total
Smoking Related/Probable	6	11.1%	15	21.7%	7	10.9%	13	20.6%	4	5.9%
Electrical Malfunction/Probable	6	11.1%	12	17.4%	9	14.1%	16	25.4%	8	11.8%
Combustibles too Close	14	25.9%	8	11.6%	5	7.8%	5	7.9%	3	4.4%
Mode of Transportation	4	7.4%	2	2.9%	5	7.8%	3	4.8%	8	11.8%
Cooking Related	2	3.7%	1	1.4%	6	9.4%	4	6.3%	3	4.4%
Heating Related	0	0.0%	1	1.4%	5	7.8%	0	0.0%	0	0.0%
Arson/Arson Homicide	2	3.7%	6	8.7%	0	0.0%	3	4.8%	2	2.9%
Open Flame	1	1.9%	3	4.3%	0	0.0%	0	0.0%	2	2.9%
Flammable Liquid/Vapors	3	5.6%	0	0.0%	2	3.1%	0	0.0%	1	1.5%
Candles/Incense	0	0.0%	3	4.3%	3	4.7%	2	3.2%	0	0.0%
Suicide Arson	2	3.7%	3	4.3%	4	6.3%	Category Sub-Divided		Category Sub-Divided	
Suicide/Incendiary							1	1.6%	5	7.4%
Suicide/Self-Immoliz.							2	3.2%	2	2.9%
Suicide/Homicide/Arson	0	0.0%	2	2.9%	0	0.0%	0	0.0%	0	0.0%
Child Playing	0	0.0%	1	1.4%	0	0.0%	0	0.0%	2	2.9%
Other	0	0.0%	0	0.0%	0	0.0%	1	1.6%	0	0.0%
Under Invest/Undetermined	14	25.9%	12	17.4%	18	28.1%	13	20.6%	28	41.2%
TOTAL DEATHS	54	100.0%	69	100.0%	64	100.0%	63	100.0%	68	100.0%
*Heating Includes:										
Kerosene/Propane Heater	0		1		3		0		0	
Space/Bsbrd Heater	0		0		0		0		0	
Furnace	0		0		1		0		0	
Gas Fireplace	0		0		1		0		0	
Faulty Chimney/Flue	0		0		0		0		0	

DEATH CAUSE	CY 2012		CY 2013		CY 2014		CY 2015		CY 2016	
Smoke Inhalation & Burns	29	53.7%	35	50.7%	27	42.2%	28	44.4%	31	45.6%
Smoke Inhalation	7	13.0%	16	23.2%	22	34.4%	22	34.9%	19	27.9%
Burns	13	24.1%	13	18.8%	12	18.8%	6	9.5%	11	16.2%
Other	5	9.3%	5	7.2%	3	4.7%	7	11.1%	7	10.3%

SEX OF VICTIM	CY 2012		CY 2013		CY 2014		CY 2015		CY 2016	
Male	30	55.6%	42	60.9%	42	65.6%	29	46.0%	41	60.3%
Female	24	44.4%	27	39.1%	22	34.4%	34	54.0%	27	39.7%

AGE OF VICTIM	CY 2012		CY 2013		CY 2014		CY 2015		CY 2016	
0 -9	12	22.2%	4	5.8%	9	14.1%	10	15.9%	10	14.7%
10 - 17	3	5.6%	2	2.9%	0	0.0%	3	4.8%	2	2.9%
18 - 29	4	7.4%	2	2.9%	5	7.8%	7	11.1%	6	8.8%
30 - 49	8	14.8%	11	15.9%	6	9.4%	8	12.7%	10	14.7%
50 - 69	14	25.9%	33	47.8%	25	39.1%	22	34.9%	29	42.6%
70 - 89	9	16.7%	16	23.2%	18	28.1%	13	20.6%	8	11.8%
90 - 100	3	5.6%	1	1.4%	1	1.6%	0	0.0%	3	4.4%
Unknown	1	1.9%	0	0.0%	0	0.0%	0	0.0%	0	0.0%

*Fire Cause Categories include probable and possible determinations

Office of the Maryland State Fire Marshal

FIRE DEATHS IN MARYLAND

RACE	CY 2012		CY 2013		CY 2014		CY 2015		CY 2016	
	Number of Deaths	Percent of Total	Number of Deaths	Percent of Total	Number of Deaths	Percent of Total	Number of Deaths	Percent of Total	Number of Deaths	Percent of Total
African American	27	39.1%	14	20.3%	23	35.9%	25	39.7%	27	39.7%
American Indian or Alaskan Native	0	0.0%	9	13.0%	1	1.6%	0	0.0%	0	0.0%
Asian	0	0.0%	8	11.6%	1	1.6%	0	0.0%	2	2.9%
Native Hawaiian or Pacific Islander	0	0.0%	13	18.8%	0	0.0%	0	0.0%	0	0.0%
Caucasian	37	53.6%	17	24.6%	39	60.9%	36	57.1%	39	57.4%
Other	0	0.0%	4	5.8%	0	0.0%	2	3.2%	0	0.0%
Not Reported/Unk	5	7.2%	4	5.8%	0	0.0%	0	0.0%	0	0.0%
TOTAL DEATHS	69	100.0%	69	100.0%	64	100.0%	63	100.0%	68	100.0%

STRUCTURE YEAR	CY 2012		CY 2013		CY 2014		CY 2015		CY 2016	
	Number of Deaths	Percent of Total	Number of Deaths	Percent of Total	Number of Deaths	Percent of Total	Number of Deaths	Percent of Total	Number of Deaths	Percent of Total
0 - 5 YEARS	DATA NOT COLLECTED UNTIL 2016								0	0.0%
6 - 10 YEARS	DATA NOT COLLECTED UNTIL 2016								1	1.5%
11 - 15 YEARS	DATA NOT COLLECTED UNTIL 2016								0	0.0%
16 -20 YEARS	DATA NOT COLLECTED UNTIL 2016								0	0.0%
21 - 25 YEARS	DATA NOT COLLECTED UNTIL 2016								1	1.5%
26 - 30 YEARS	DATA NOT COLLECTED UNTIL 2016								4	5.9%
31 - 35 YEARS	DATA NOT COLLECTED UNTIL 2016								0	0.0%
36 - 40 YEARS	DATA NOT COLLECTED UNTIL 2016								1	1.5%
41 -45 YEARS	DATA NOT COLLECTED UNTIL 2016								2	2.9%
46 - 50 YEARS	DATA NOT COLLECTED UNTIL 2016								3	4.4%
> 50 YEARS	DATA NOT COLLECTED UNTIL 2016								36	52.9%
Non-Structure	DATA NOT COLLECTED UNTIL 2016								15	22.1%
Unknown	DATA NOT COLLECTED UNTIL 2016								0	0.0%
Not Reported/Unk	DATA NOT COLLECTED UNTIL 2016								5	7.4%
TOTAL DEATHS	DATA NOT COLLECTED UNTIL 2016								68	100.0%

Office of the Maryland State Fire Marshal

FIRE DEATHS IN MARYLAND

LOCATION OF FIRE	CY 2012		CY 2013		CY 2014		CY 2015		CY 2016	
	Number of Deaths	Percent of Total	Number of Deaths	Percent of Total	Number of Deaths	Percent of Total	Number of Deaths	Percent of Total	Number of Deaths	Percent of Total
Home	33	61.1%	43	62.3%	50	78.1%	45	71.4%	44	
Apartment	9	16.7%	12	17.4%	4	6.3%	6	9.5%	7	10.3%
Mobile Home/Trailer	2	3.7%	2	2.9%	3	4.7%	0	0.0%	1	1.5%
Outside/Tent	6	11.1%	5	7.2%	3	4.7%	2	3.2%	2	2.9%
Vehicle/Road	4	7.4%	3	4.3%	3	4.7%	9	14.3%	14	20.6%
Hotel/Nursing Home/Hosp.	0	0.0%	1	1.4%	0	0.0%	0	0.0%	0	0.0%
Commercial/Other Structure	0	0.0%	3	4.3%	1	1.6%	1	1.6%	0	0.0%
TOTAL DEATHS	54	100.0%	69	100.0%	64	100.0%	63	100.0%	68	35.3%

AREA OF FIRE ORIGIN	CY 2012		CY 2013		CY 2014		CY 2015		CY 2016	
Bedroom	12	22.2%	17	24.6%	12	18.8%	12	19.0%	6	8.8%
Living Space	11	20.4%	13	18.8%	13	20.3%	20	31.7%	14	20.6%
Kitchen	7	13.0%	12	17.4%	13	20.3%	5	7.9%	6	8.8%
Outside/Yard	4	7.4%	3	4.3%	0	0.0%	0	0.0%	1	1.5%
Vehicle/Boat/Plane	5	9.3%	3	4.3%	6	9.4%	9	14.3%	12	17.6%
Basement/Utility Room	6	11.1%	3	4.3%	4	6.3%	2	3.2%	6	8.8%
1st Floor	0	0.0%	3	4.3%	2	3.1%	4	6.3%	7	10.3%
Porch/Balcony/Deck/Garage	1	1.9%	2	2.9%	2	3.1%	1	1.6%	1	1.5%
Shed/Out-Building	0	0.0%	0	0.0%	0	0.0%	1	1.6%	0	0.0%
Victim	3	5.6%	2	2.9%	0	0.0%	7	11.1%	6	8.8%
Dining Room	0	0.0%	2	2.9%	3	4.7%	0	0.0%	0	0.0%
Laundry Room	0	0.0%	1	1.4%	0	0.0%	0	0.0%	0	0.0%
Bathroom	0	0.0%	1	1.4%	1	1.6%	0	0.0%	0	0.0%
Hallway/Entrance/Foyer/Stairwa	0	0.0%	1	1.4%	1	1.6%	1	1.6%	1	1.5%
Other/Under Inv/Undet.	5	9.3%	6	8.7%	7	10.9%	1	1.6%	8	11.8%

SMOKE ALARM STATUS	CY 2012		CY 2013		CY 2014		CY 2015		CY 2016	
Present/Operated	12	22.2%	13	18.8%	18	28.1%	28	44.4%	12	17.6%
Present/Did Not Operate	5	9.3%	5	7.2%	10	15.6%	0	0.0%	6	8.8%
Present/Function Undetermined	2	3.7%	7	10.1%	6	9.4%	11	17.5%	7	10.3%
NO ALARM PRESENT	15	27.8%	11	15.9%	13	20.3%	4	6.3%	3	4.4%
Fire too Small/Non-Structure	11	20.4%	11	15.9%	6	9.4%	12	19.0%	16	23.5%
Undetermined	9	16.7%	22	31.9%	11	17.2%	8	12.7%	24	35.3%

Office of the Maryland State Fire Marshal

FIRE DEATHS IN MARYLAND

TIME OF ALARM	CY 2012		CY 2013		CY 2014		CY 2015		CY 2016	
	Number of Deaths	Percent of Total	Number of Deaths	Percent of Total	Number of Deaths	Percent of Total	Number of Deaths	Percent of Total	Number of Deaths	Percent of Total
0001 - 0159	4	7.4%	5	7.2%	6	9.4%	11	17.5%	11	16.2%
0200 - 0359	9	16.7%	9	13.0%	12	18.8%	16	25.4%	10	14.7%
0400 - 0559	9	16.7%	9	13.0%	13	20.3%	8	12.7%	4	5.9%
0600 - 0759	2	3.7%	3	4.3%	0	0.0%	1	1.6%	7	10.3%
0800 - 0959	4	7.4%	6	8.7%	3	4.7%	3	4.8%	1	1.5%
1000 - 1159	3	5.6%	4	5.8%	3	4.7%	6	9.5%	1	1.5%
1200 - 1359	5	9.3%	9	13.0%	5	7.8%	1	1.6%	4	5.9%
1400 - 1559	1	1.9%	3	4.3%	5	7.8%	5	7.9%	7	10.3%
1600 - 1759	4	7.4%	3	4.3%	4	6.3%	2	3.2%	4	5.9%
1800 - 1959	7	13.0%	5	7.2%	1	1.6%	3	4.8%	3	4.4%
2000 - 2159	1	1.9%	1	1.4%	3	4.7%	3	4.8%	8	11.8%
2200 - 2400	5	9.3%	12	17.4%	9	14.1%	4	6.3%	8	11.8%
TOTAL DEATHS	54	100.0%	69	100.0%	64	100.0%	63	100.0%	68	100.0%

DAY OF WEEK	CY 2012		CY 2013		CY 2014		CY 2015		CY 2016	
Sunday	8	14.8%	14	20.3%	7	10.9%	7	11.1%	9	13.2%
Monday	8	14.8%	9	13.0%	11	17.2%	14	22.2%	10	14.7%
Tuesday	1	1.9%	8	11.6%	3	4.7%	9	14.3%	7	10.3%
Wednesday	12	22.2%	13	18.8%	7	10.9%	9	14.3%	11	16.2%
Thursday	7	13.0%	17	24.6%	12	18.8%	6	9.5%	7	10.3%
Friday	10	18.5%	4	5.8%	12	18.8%	8	12.7%	8	11.8%
Saturday	8	14.8%	4	5.8%	12	18.8%	10	15.9%	16	23.5%

BY MONTH	CY 2012		CY 2013		CY 2014		CY 2015		CY 2016	
January	7	13.0%	15	21.7%	4	6.3%	9	14.3%	12	17.6%
February	6	11.1%	8	11.6%	5	7.8%	6	9.5%	5	7.4%
March	5	9.3%	8	11.6%	16	25.0%	6	9.5%	2	2.9%
April	2	3.7%	6	8.7%	4	6.3%	4	6.3%	3	4.4%
May	1	1.9%	3	4.3%	4	6.3%	3	4.8%	1	1.5%
June	1	1.9%	1	1.4%	3	4.7%	7	11.1%	1	1.5%
July	4	7.4%	5	7.2%	1	1.6%	1	1.6%	2	2.9%
August	5	9.3%	0	0.0%	1	1.6%	5	7.9%	7	10.3%
September	3	5.6%	2	2.9%	1	1.6%	7	11.1%	3	4.4%
October	8	14.8%	7	10.1%	7	10.9%	5	7.9%	10	14.7%
November	6	11.1%	10	14.5%	6	9.4%	2	3.2%	9	13.2%
December	6	11.1%	4	5.8%	12	18.8%	8	12.7%	13	19.1%

Office of the State Fire Marshal

FIRE DEATHS IN MARYLAND

COUNTY	CY 2012	CY 2013	CY 2014	CY 2015	CY 2016	5-Year Average	Percent of State Total	FIRE DEATH RATE*	% of Total Deaths 2016
Allegany	2	1	3	1	3	2	3.1%	2.7	4.4%
Anne Arundel	7	4	2	12	2	5	8.5%	1.0	2.9%
Baltimore City	12	21	18	18	16	17	26.7%	2.7	23.5%
Baltimore County	7	5	5	6	6	6	9.1%	0.7	8.8%
Calvert	0	2	1	2	0	1	1.6%	1.1	0.0%
Caroline	0	0	0	0	1	0	0.3%	0.6	1.5%
Carroll	0	2	4	0	2	2	2.5%	1.0	2.9%
Cecil	1	1	3	1	3	2	2.8%	1.8	4.4%
Charles	0	1	0	4	3	2	2.5%	1.1	4.4%
Dorchester	2	1	0	0	1	1	1.3%	2.5	1.5%
Frederick	1	3	0	2	2	2	2.5%	0.7	2.9%
Garrett	0	1	0	0	1	0	0.6%	1.3	1.5%
Harford	3	0	0	2	3	2	2.5%	0.7	4.4%
Howard	0	1	3	0	1	1	1.6%	0.3	1.5%
Kent	0	0	2	1	0	1	0.9%	3.0	0.0%
Montgomery	3	4	8	2	6	5	7.2%	0.5	8.8%
Prince George's	10	15	5	6	11	9	14.8%	1.1	16.2%
Queen Anne's	0	0	1	1	1	1	0.9%	1.3	1.5%
St. Mary's	1	1	1	0	0	1	0.9%	0.6	0.0%
Somerset	1	0	1	1	3	1	1.9%	4.5	4.4%
Talbot	0	1	0	0	0	0	0.3%	0.5	0.0%
Washington	3	2	2	1	1	2	2.8%	1.2	1.5%
Wicomico	0	1	5	1	2	2	2.8%	1.8	2.9%
Worcester	1	2	0	2	0	1	1.6%	1.9	0.0%
TOTAL FIRE DEATHS	54	69	64	63	68	64	100%	1.1	100.00%

FIRE DEATH RATE** 0.94 1.20 1.11 1.09 1.18 1.10

** Rates are based on the 2010 U.S. census

*DEATH RATE: Number of civilian fire deaths per 100,000 population

**Rates are based on the 2010 census estimates

FIRE DEATHS IN MARYLAND

	2016						2015						2014					
	Multi-Fatal Fires	Total Fires	% Multi-Fatal Fires	Multi-Fatal Dths	Total Deaths	% Multi-Fatal Deaths	Multi-Fatal Fires	Total Fires	% Multi-Fatal Fires	Multi-Fatal Dths	Total Deaths	% Multi-Fatal Deaths	Multi-Fatal Fires	Total Fires	% Multi-Fatal Fires	Multi-Fatal Dths	Total Deaths	% Multi-Fatal Deaths
Jan	1	9	11.1%	4	12	33.3%	1	4	25.0%	6	9	66.7%	0	4	0.0%	0	4	0.0%
Feb	0	5	0.0%	0	5	0.0%	1	4	25.0%	3	6	50.0%	1	4	25.0%	2	5	40.0%
Mar	0	2	0.0%	0	2	0.0%	0	6	0.0%	0	6	0.0%	3	12	25.0%	7	16	43.8%
April	0	3	0.0%	0	3	0.0%	0	4	0.0%	0	4	0.0%	0	4	0.0%	0	4	0.0%
May	0	1	0.0%	0	1	0.0%	0	3	0.0%	0	3	0.0%	0	4	0.0%	0	4	0.0%
Jun	0	1	0.0%	0	1	0.0%	2	5	40.0%	4	7	57.1%	1	2	50.0%	2	3	66.7%
Jul	0	2	0.0%	0	2	0.0%	0	1	0.0%	0	1	0.0%	0	1	0.0%	0	1	0.0%
Aug	2	3	66.7%	6	7	85.7%	0	5	0.0%	0	5	0.0%	0	1	0.0%	0	1	0.0%
Sep	0	3	0.0%	0	3	0.0%	2	5	40.0%	4	7	57.1%	0	1	0.0%	0	1	0.0%
Oct	2	7	28.6%	5	10	50.0%	1	4	25.0%	2	5	40.0%	1	6	16.7%	2	7	28.6%
Nov	0	9	0.0%	0	9	0.0%	1	1	100.0%	2	2	100.0%	0	6	0.0%	0	6	0.0%
Dec	2	11	18.2%	4	13	30.8%	1	7	14.3%	2	8	25.0%	1	10	10.0%	3	12	25.0%
TOTAL	7	56	12.5%	19	68	27.9%	9	49	18.4%	23	63	36.5%	7	55	12.7%	16	64	25.0%

	2013						2012					
	Multi-Fatal Fires	Total Fires	% MULTI-Fatal Fires	Multi-Fatal Dths	Total Deaths	% MULTI-Fatal Deaths	Multi-Dth Fires	Total Fires	% Multi Fires	Multi-Dth/Dths	Total Deaths	% Multi Deaths
Jan	3	12	25.0%	6	15	40.0%	2	5	40.0%	4	7	57.1%
Feb	1	6	16.7%	4	8	50.0%	0	6	0.0%	0	6	0.0%
Mar	0	8	0.0%	0	8	0.0%	1	4	25.0%	2	5	40.0%
April	1	5	20.0%	2	6	33.3%	1	1	100.0%	2	2	100.0%
May	0	3	0.0%	0	3	0.0%	0	1	0.0%	0	1	0.0%
Jun	0	1	0.0%	0	1	0.0%	0	1	0.0%	0	1	0.0%
Jul	1	4	25.0%	2	5	40.0%	0	3	0.0%	0	3	0.0%
Aug	0	0	0.0%	0	0	0.0%	1	4	25.0%	2	5	40.0%
Sep	0	2	0.0%	0	2	0.0%	0	3	0.0%	0	3	0.0%
Oct	0	6	0.0%	0	7	0.0%	1	4	25.0%	5	8	62.5%
Nov	2	8	25.0%	4	10	40.0%	0	6	0.0%	0	6	0.0%
Dec	0	4	0.0%	0	4	0.0%	0	6	0.0%	0	6	0.0%
TOTAL	8	59	13.6%	18	69	26.1%	6	44	13.6%	15	53	28.3%

NOTES