



USE OF FORCE

Annual Review & Analysis

A REVIEW OF USE OF FORCE INCIDENTS

By members of the

MARYLAND STATE POLICE

Between

JANUARY 1, 2022 - DECEMBER 31, 2022

Prepared by:

MSP Use of Force Committee
Major Daniel C. Pickett
Chairman

February 1, 2023

Table of Contents

Part I - Agency Message	3
Part II - Introduction	3
Part III - Overview	4
Part IV - Deadly Force	5
Part V - Complaints of Excessive Force	6
Part VI - Use of Force Statistics and Information	6-15
Part VII - Use of Force Litigation and Outcomes	15
Part VIII - Responding to Media and Community Groups	15
Part IX - Use of Force Review Committee	16
Part X - Compliance with Policy	16
Part XI - Summary	16
Part XII - Recommendations	16-17

PART I - AGENCY MESSAGE

On occasion, troopers must physically engage a person to control an unlawful situation, protect themselves or others from harm, or to effect an arrest. The use of such force must be applied lawfully. As part of its commitment to excellence, it is Maryland State Police (MSP) policy that the trooper's commander, a representative of the Internal Affairs Division (IAD) and a representative of the Education Training Division (ETD) review all use of force incidents. In cases where excessive force is alleged, the IAD independently investigates each case.

The MSP understands that accountability and transparency are necessary elements in building confidence and trust between police agencies and the community. While the MSP is proud of its efforts to address use of force issues, the Agency remains committed to the idea of continuous self-improvement. The Agency's use of force policy (OPS 10.03) was updated in 2022 in order to comply with Maryland law, the Commission on Accreditation for Law Enforcement Agencies (CALEA) standards and law enforcement's national best practices.

PART II - INTRODUCTION

Troopers are permitted to employ force, including deadly force, in accordance with law and MSP policy. In the field, troopers must evaluate each situation, often in a split second, to determine the level of resistance offered and ensure their response is appropriate. To ensure their competency, troopers receive extensive entry-level and annual in-service training focused force when necessary and proportional, pursuant to [OPS 10.03](#). Integral components of training programs include verbal commands, de-escalation techniques, and the use of less lethal options. Use of these techniques can help safely diffuse situations that may otherwise escalate and require officers to resort to deadly force. Troopers are made aware that the use of excessive force, regardless of the provocation or action of the offender, will result in administrative sanctions, disciplinary action, and may result in criminal prosecution or civil litigation.

This report, required by CALEA, is used internally to help identify trends, improve training and officer safety and provide timely information for the Department to address use of force issues. The information contained herein was obtained from IAPro, the Computer-Aided Dispatch (CAD) System, the Report Management System (RMS) and E-tix data from within Delta+. The IAPro data was compiled from information entered into use of force entries in BlueTeam, which is an online reporting system that the MSP began using on January 1, 2015, replacing the prior paper system. Each trooper who uses force creates a Use of Force Incident Report in BlueTeam and enters their involvement, to include force used and other factors. All reports are forwarded to IAD and ETD through the chain of command for proper analysis and to identify trends and/or possible training needs. The data related to arrests and citizen contacts was obtained from the RMS and CAD.

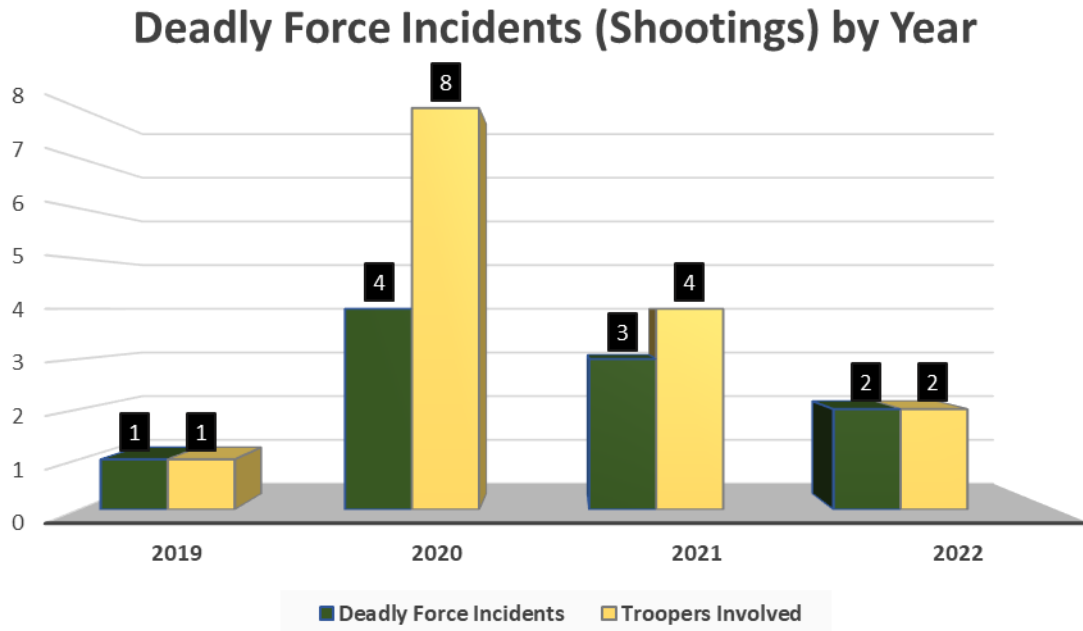
For this report, it is important to understand the difference between an "incident" and a "trooper who used force." The term "incident" refers to the number of times/situations where either one or more troopers used force against a suspect. At times, a single incident could involve two or more troopers who used force in an incident; this is why the number of "troopers who used force" is greater than the total number of "incidents."

PART III - OVERVIEW

The following is a list of significant data related to use of force incidents in 2022:

- Troopers reported a total of 262 use of force incidents in 2022 compared to 285 in 2021
- Out of the 262 use of force incidents, 431 troopers used force
- According to the CAD (calls for service) and E-tix (traffic stops), force was used by troopers in .04% of all citizen contacts
- Troopers used force in 1.8% of all arrests (14,444 arrests)
- Troopers with 0-7 years tenure represented 64% of personnel who used force
- The majority of use of force incidents (85%) were reported by barrack personnel
- The Leonardtown (32), Prince Frederick (19) and North East (17) Barracks reported the most use of force incidents
- African American, Caucasian and Hispanic suspects accounted for the most use of force incidents at 45%, 45% and 6%, respectively
- 74% of use of force incidents involved males
- In comparison to 2021, troopers who sustained injuries during use of force incidents decreased by 37%
- In comparison to 2021, suspects who sustained injuries during use of force incidents decreased by 9%
- Troopers reported being injured in 17% of all use of force incidents and were treated at a hospital in 4% of the total incidents
- Suspects were injured in 40% of all use of force incidents and were treated at a hospital in 22% of the total incidents
- There were 10 complaints of excessive force involving 11 troopers in 2022, compared to 13 complaints of excessive force involving 16 troopers in 2021
- Deadly force was used in 2 incidents in 2022, compared to 3 incidents in 2021

Figure 1 - Deadly Force Incidents



Source - IAPro, BlueTeam

Figure 1a - Deadly Force Incidents (Shootings)

Year	Number of Incidents	Troopers Involved *	Outcome	Conformed to Policy
2019	1	1	All - Justified	All - Yes
2020	4	8	All - Justified	All - Yes
2021	3	4	All - Justified	All - Yes
2022	2	2	1 - Justified / 1 - Pending	1-Conformed / 1- Pending

*Troopers Involved includes only those who discharged their weapon.

Source - IAPro, BlueTeam

PART V - COMPLAINTS OF EXCESSIVE FORCE

Figure 2 - Excessive Force Complaints

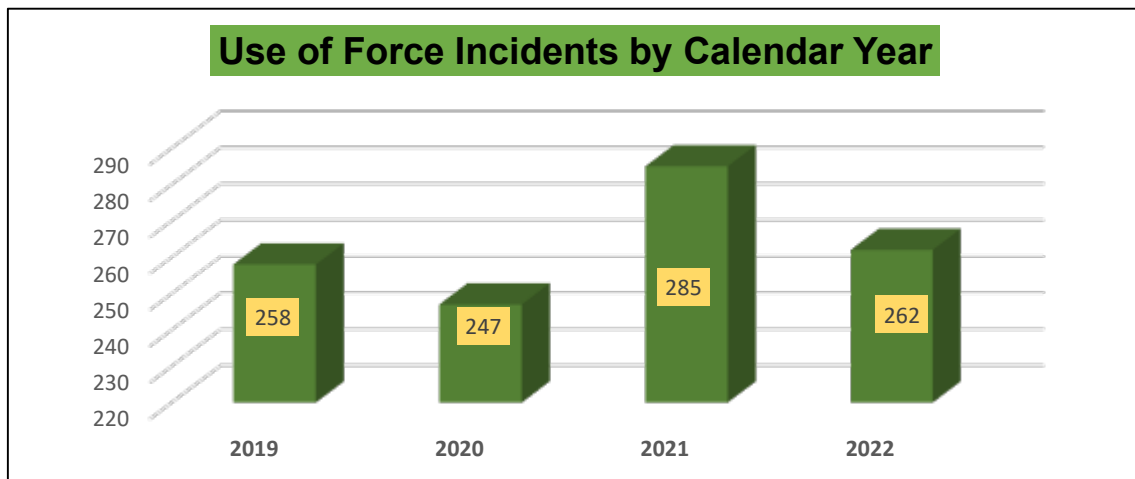
Year	Number of Complaints	Number of Involved Troopers	Outcome
2019	8	12	5 Unfounded, 1 Non-Sustained, 2 Sustained
2020	9	18	*8 Unfounded, *3 Non-Sustained
2021	13	16	11 Unfounded, 1 Non-Sustained, 1 Sustained
2022	10	11	5 Unfounded, 2 Non-Sustained, 3 Pending

UNFOUNDED if the investigation revealed the allegation did not occur; NON-SUSTAINED if the investigation failed to disclose sufficient information to clearly prove the allegation; or SUSTAINED if the investigation disclosed sufficient information to substantiate the allegation.
 * 2020 had one case that involved 3 troopers; 2 troopers' Excessive Force complaints were Non-Sustained and 1 trooper's complaint was Unfounded.

Source - IPro, BlueTeam

PART VI - USE OF FORCE STATISTICS AND INFORMATION

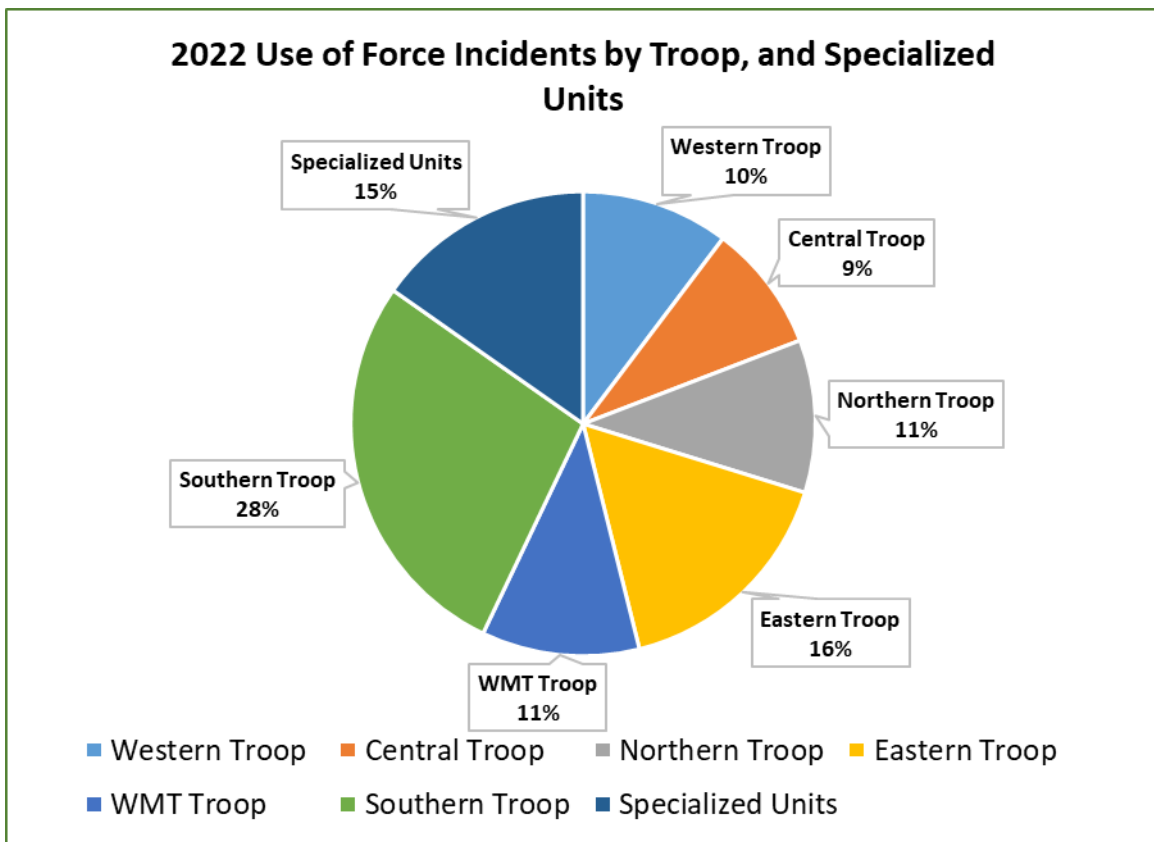
Figure 3 - Summary of Use of Force Incidents by Calendar Year



Source - IPro, BlueTeam

USE OF FORCE STATISTICS AND INFORMATION (CONTINUED)

Figure 4 - Use of Force Incidents by Troop and Units



Source - IPro, BlueTeam

USE OF FORCE STATISTICS AND INFORMATION (CONTINUED)

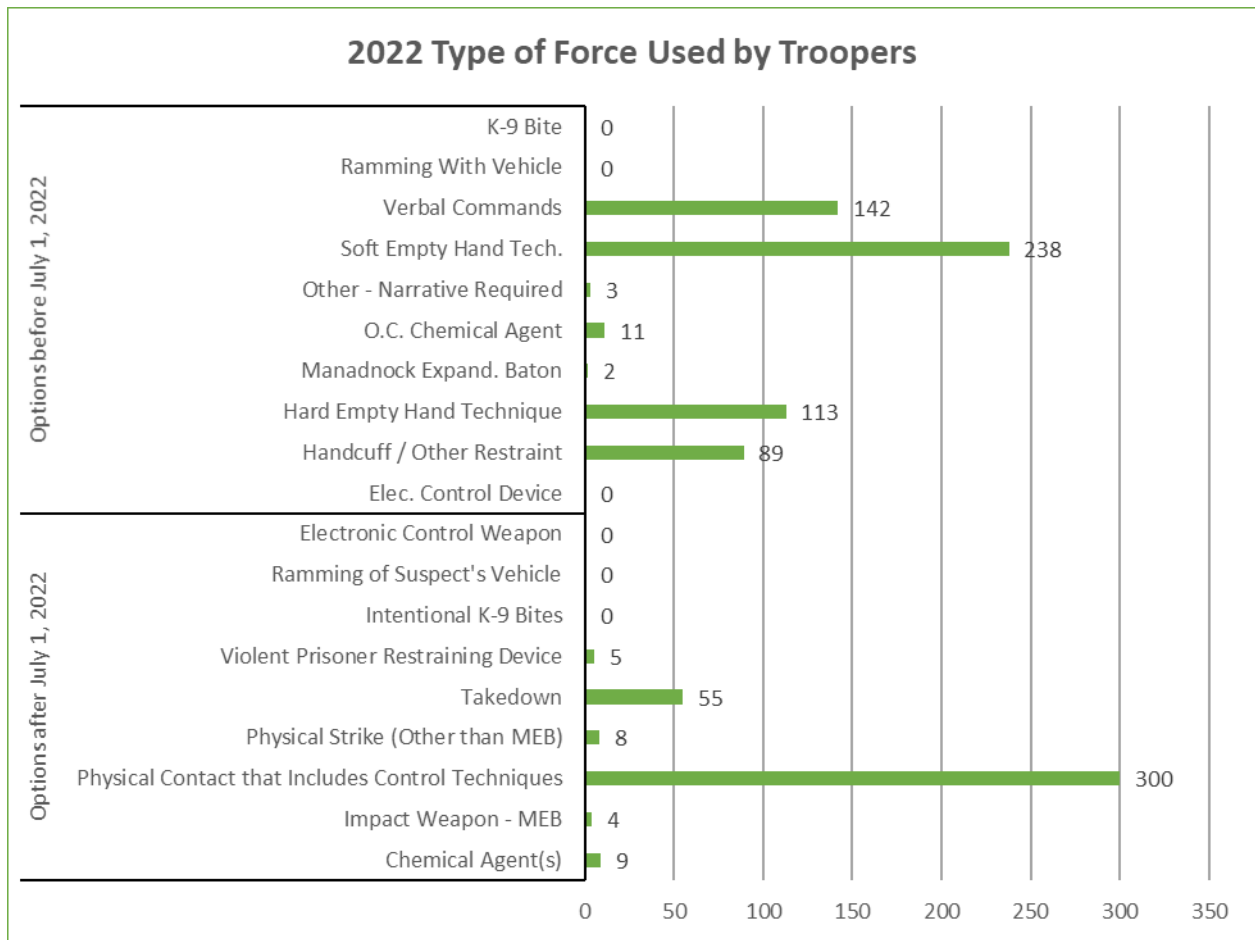
Figure 4a - Use of Force Incidents by Barrack or Unit

	2019	2020	2021	2022
Barracks				
Barrack A – Waterloo	8	9	8	5
Barrack B – Frederick	10	8	9	10
Barrack C – Cumberland	7	5	9	7
Barrack D – Bel Air	13	6	14	8
Barrack E – Salisbury	17	13	22	12
Barrack F – North East	20	21	17	17
Barrack G – Westminster	7	12	12	10
Barrack H – La Plata	8	3	4	5
Barrack I – Easton	5	15	20	16
Barrack J – Annapolis	4	6	5	12
Barrack L – Forestville	7	18	8	10
Barrack M – JFK Highway	11	8	7	5
Barrack N – Rockville	3	5	8	13
Barrack O – Hagerstown	9	3	12	7
Barrack P – Glen Burnie	6	7	5	10
Barrack Q – College Park	6	11	4	8
Barrack R – Golden Ring	8	9	14	10
Barrack S – Centreville	10	15	10	9
Barrack T – Leonardtown	33	23	33	32
Barrack U – Prince Frederick	25	22	22	19
Barrack V – Berlin Barrack	11	8	12	4
Barrack W – McHenry	2	2	2	5
Barrack X – Princess Anne	5	5	9	5
BARRACK SUBTOTAL	235	234	266	239
Other Units	30	30	37	43
TOTAL	265	264	303	282
<p>There were 13 use of force incidents where troopers from two separate installations used force within the same incident, and there were two use of force incidents where troopers from three separate installations used force within the same incident, and there was one use of force incident where troopers from four separate installations used force. (282-20 = 262 Use of Force Incidents).</p>				

Source - IAPro, BlueTeam

USE OF FORCE STATISTICS AND INFORMATION (CONTINUED)

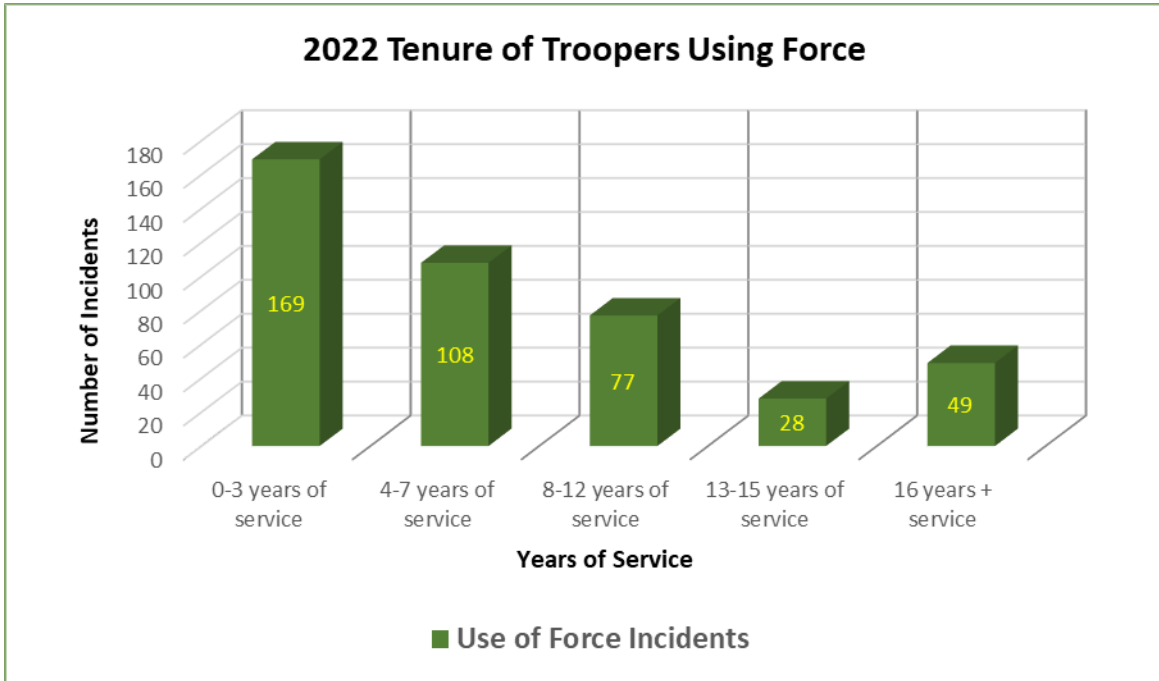
Figure 5 - Type of Force Used



Source - IAPro, BlueTeam

USE OF FORCE STATISTICS AND INFORMATION (CONTINUED)

Figure 6 - Tenure of Troopers Using Force



Source - IAPro, BlueTeam

Figure 6a - Tenure of Troopers Using Force

	2019	2020	2021	2022
Years as a Trooper	Number	Number	Number	Number
0 to 3 year	118	159	186	169
4 to 7 years	108	120	118	108
8 to 12 years	71	76	82	77
13 to 15 years	42	31	34	28
16 + years	38	23	40	49
Total Number of Troopers	377	409	460	431
The numbers account for every trooper that reported using force.				

Source - IAPro, BlueTeam

USE OF FORCE STATISTICS AND INFORMATION (CONTINUED)

Figure 7 - Reason for Use of Force

2022 REASON FOR USE OF FORCE				
Reason Force was Used	1/11/22 - 4/30/22	5/1/22 - 8/31/22	9/1/22 - 12/31/22	2022 Reason Force was Used Totals
To effect an arrest	93	40	N/A	133
Control unlawful situation	20	9	N/A	29
Protect self/other from harm	26	14	N/A	40
*Prevent imminent threat of physical injury to a person	N/A	20	21	41
*Accomplish a legitimate law enforcement objective	N/A	63	125	188
Total number of troopers				431
*On 7/1/22, the new use of force laws were implemented in Maryland. As a result, the options for 'reason force was used' were revised. The 2022 numbers are based on the 431 troopers who used force in the 262 incidents.				

Source - IAPro, BlueTeam

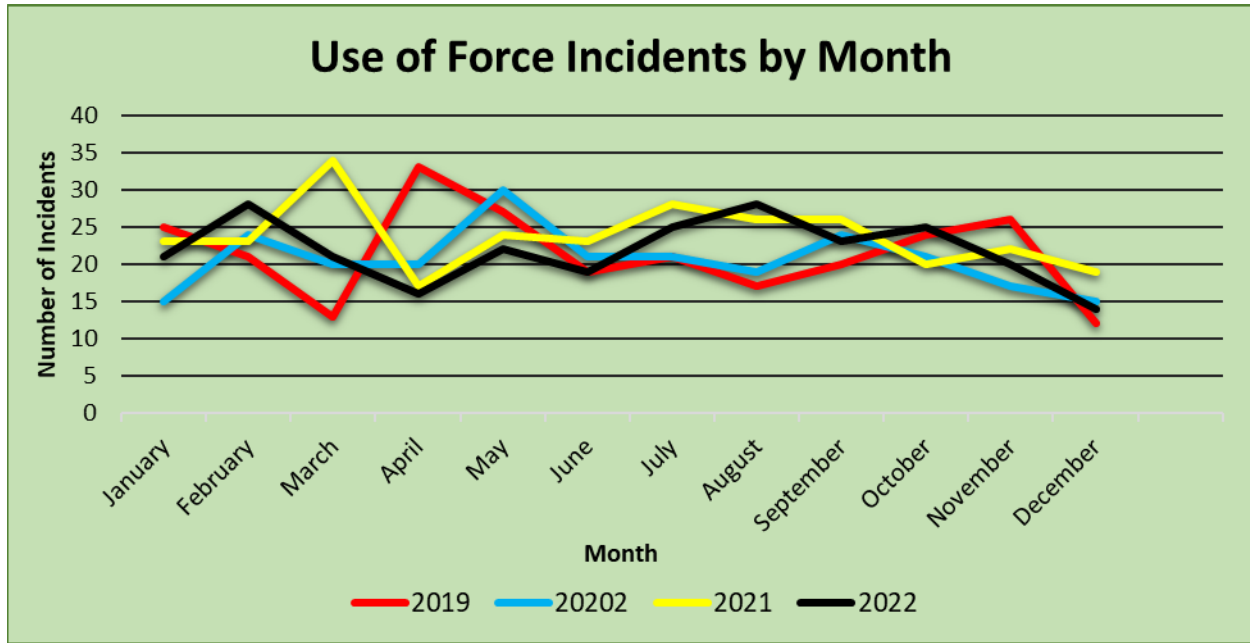
Figure 8 - Use of Force by Day of Week (262 total Incidents)

Day of Week	2019		2020		2021		2022	
	Number	% Change*	Number	% Change*	Number	% Change*	Number	% Change*
Sunday	48	14%	52	8%	45	-13%	31	-31%
Monday	43	-10%	32	-26%	37	16%	37	0%
Tuesday	33	0%	20	-39%	34	70%	35	3%
Wednesday	29	45%	27	-7%	45	67%	29	-36%
Thursday	41	3%	31	-24%	31	0%	47	52%
Friday	27	-18%	44	63%	43	-2%	37	-14%
Saturday	37	5%	41	11%	50	22%	46	-8%
*The percent change is based on the previous year's total number.								

Source - IAPro, BlueTeam

USE OF FORCE STATISTICS AND INFORMATION (CONTINUED)

Figure 9 - Use of Force Incidents by Month



Source - IAPro, BlueTeam

Figure 9a - Use of Force Incidents by Month

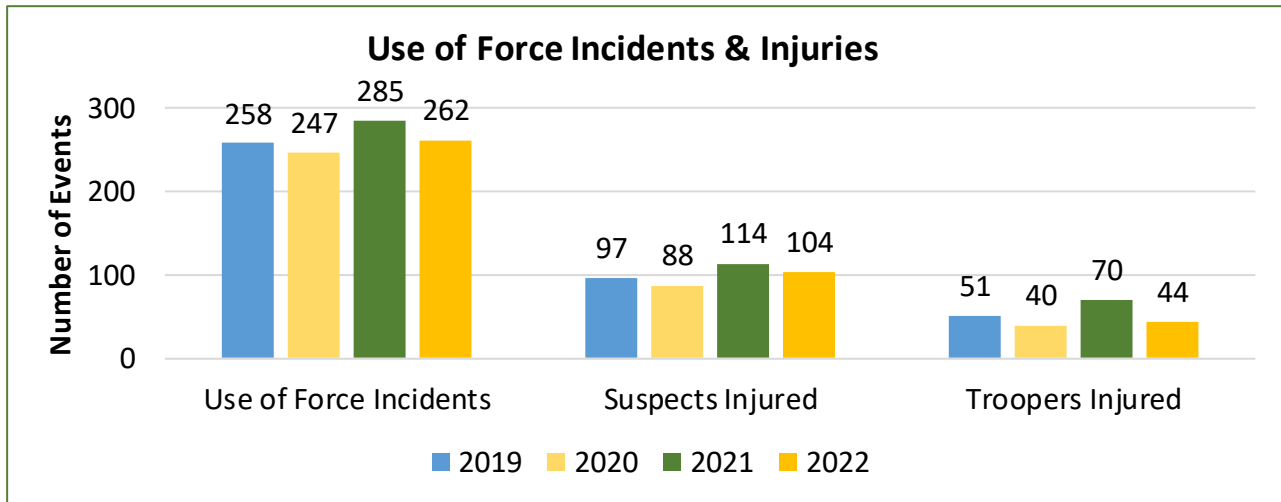
Month	2019		2022		2021		2022	
	Number	% Change*	Number	% Change*	Number	% Change*	Number	% Change*
January	25	8%	15	-40%	23	53%	21	-9%
February	21	5%	24	14%	23	-4%	28	22%
March	13	-38%	20	54%	34	70%	21	-38%
April	33	57%	20	-39%	17	-15%	16	-6%
May	27	58%	30	11%	24	-20%	22	-8%
June	19	-26%	21	11%	23	10%	19	-17%
July	21	-25%	21	0%	28	33%	25	-11%
August	17	-37%	19	12%	26	37%	28	+8%
September	20	25%	24	20%	26	8%	23	-12%
October	24	4%	21	-13%	20	-5%	25	25%
November	26	100%	17	-35%	22	29%	20	-9%
December	12	-25%	15	25%	19	27%	14	-26%

The 2022 numbers are based on the 262 total incidents.
*The percent change is based on the previous year's total number.

Source - IAPro, BlueTeam

USE OF FORCE STATISTICS AND INFORMATION (CONTINUED)

Figure 10 - Injury to Trooper / Suspect



Source - IPro, BlueTeam

Figure 10a - Injury to Trooper

Year	Total Incidents	# of Incidents Where a Trooper was Injured	Medical Treatment	
			Taken to Hosp.	Not Taken to Hosp.
2019	258	51	13	38
2020	247	40	9	31
2021	285	70	18	52
2022	262	44	11	33

Source - IPro, BlueTeam

Figure 10b - Injury to Suspect

Year	Total Incidents	# of Incidents Where a Suspect was Injured	Medical Treatment	
			Taken to Hosp.	Not Taken to Hosp.
2019	258	97	51	46
2020	247	88	52	36
2021	285	114	51	63
2022	262	104	58	46

In 2022 there were 46 incidents where a suspect had no injury but was taken to the hospital.

Source - IPro, BlueTeam

Use of Force Statistics and Information (Continued)

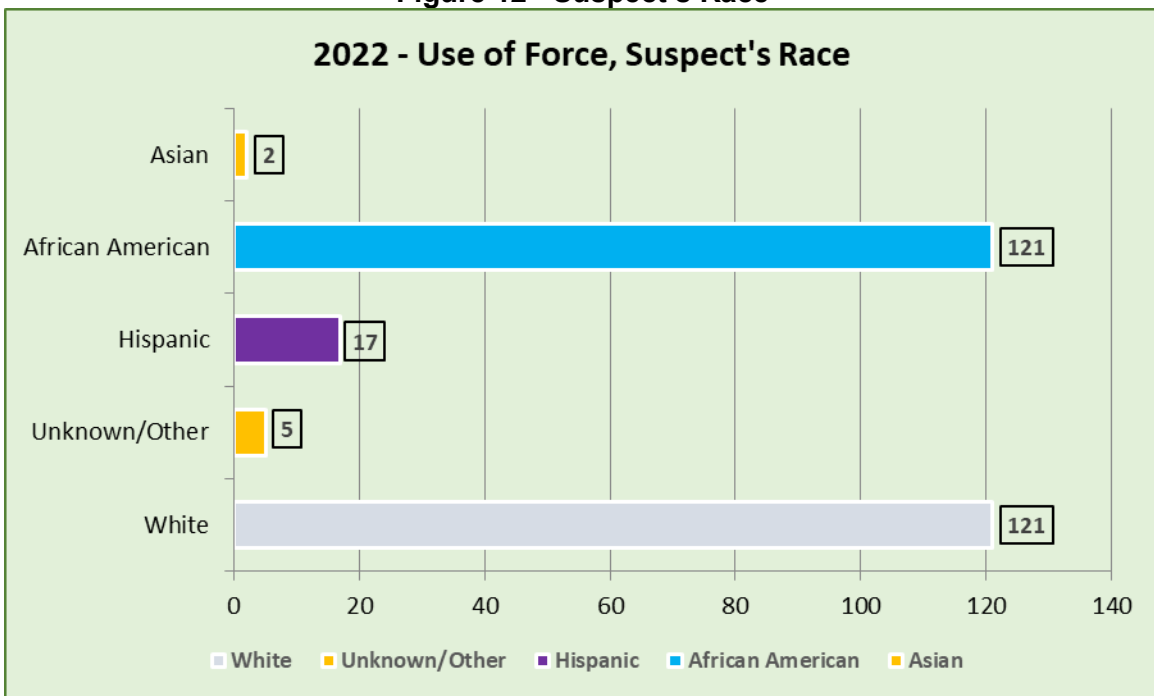
Figure 11 – Suspect’s Gender

	2019		2020		2021		2022	
	Number	% Change	Number	% Change	Number	% Change	Number	% Change
Male	200	5%	197	-2%	210	7%	198	-6%
Female	60	-5%	53	-12 %	78	47%	68	-13%
Unknown / Other	0	N/A	0	N/A	0	N/A	0	N/A
TOTAL	260		250		288		266	

In 2022, there were four separate incidents where force was used on two separate citizens (266-4 = 262 total incidents).

Source - IAPro, BlueTeam

Figure 12 - Suspect’s Race



Source - IAPro, BlueTeam

Figure 12a - Suspect’s Race


	2019		2020		2021		2022	
	Number	% Change	Number	% Change	Number	% Change	Number	% Change
Asian	3	300%	5	67%	1	-80%	2	100%
African American	114	-3%	121	6%	135	12%	121	-10%
Hispanic	9	-10%	18	100%	16	-11%	17	6%
Unknown /Other	1	0%	1	0%	5	400%	5	0%
White	133	7%	105	-21%	131	25%	121	-8%
TOTAL	260		250		288		266	

In 2022, there were four separate incidents where force was used on two separate citizens (266-4 = 262 total incidents).

Source - IAPro, BlueTeam

Use of Force Statistics and Information (Continued)

Figure 13 - Use of Force 2022 Statistical Comparisons



Source - Incidents vs. Arrests: Report Management System (RMS)
Source - Incidents vs. Calls for Service: Computer Aided Dispatch (CAD)

Part VII - USE OF FORCE LITIGATION AND OUTCOMES

The Office of Legal Counsel (OLC) advised there are no pending lawsuits resulting from use of force incidents in 2022. However, that number is subject to change as litigants have three years to file a tort claim.

PART VIII - RESPONDING TO MEDIA AND COMMUNITY GROUPS

The Office of Media Communications (OMC) remains engaged with media and community groups. The OMC issues news releases regarding each deadly force incident. The releases are provided to the media, distributed to those citizens who have signed up to receive news and posted on the MSP website. The OMC and the Public Information Act coordinator also receive requests regarding policies, training and accountability.

Throughout the State, barrack commanders and staff meet with various community organizations to share information and build relationships. Occasionally, MSP personnel are asked about local incidents and/or national events where police officers employed force. The community involvement affords law enforcement an opportunity to help citizens increase their knowledge and understanding about the complex nature of police work, including use of force incidents.

PART IX - USE OF FORCE REVIEW COMMITTEE

The Use of Force Review Committee is comprised of a commissioned officer selected by the Field Operations Bureau Chief, the IAD Commander, the ETD Commander, the Planning and Research Division Commander, a member of the Education and Training Division Physical Skills Unit and an attorney from the Office of Legal Counsel. The Committee reviews current policies and trends related to use of force.

PART XI - COMPLIANCE WITH POLICY

A review of the 262 use of force incidents in 2022 revealed that out of the 431 troopers who used force, 404 were found justified and in conformance with the MSP use of force policy. There are still 27 incidents pending review.

PART XII - SUMMARY

The use of force rate has remained relatively consistent over the last three years. In 2022, use of force was applied in .04% of all contacts (calls for service and traffic stops) and in 1.8% of all arrests. This data reflects that, for the overwhelming majority of contacts and arrest situations, troopers are rarely required to use force to resolve a situation safely. When use of force was necessary, the data reflects troopers most often used soft open hand techniques or physical contact that includes control techniques.

The MSP is committed to ensuring the safety of the public, its troopers, and to making Maryland a safer place to live, work and visit. The information gleaned in this report suggests troopers are using force in accordance with the law and MSP policy.

PART XIII - RECOMMENDATIONS

1. The Department will continue to review its current use of force policy and compare it to the law, best practices, policy and recommendations of the International Association of Chiefs of Police and other law enforcement agencies.
2. The Department will remain committed to community involvement by building upon the foundation of public trust, confidence, and mutual respect amongst troopers and the communities they serve and protect.
3. The Department acknowledges that in order to be an effective law enforcement agency in the 21st century, an investment in technology is necessary. In 2017, the department evaluated two separate in-car camera systems in an effort to identify the most suitable technology. In 2018, the department selected, procured and began installing 200 in-car camera systems. During CY22, in-car camera systems were installed during new vehicle deployment. As of January 2023, 617 in-car camera systems have been installed in vehicles across 23 barracks to troopers holding the rank of lieutenant and below (note: the MSP originally developed a tiered in-car camera deployment schedule based upon the barracks with the most frequent uses of force; this has now expanded across the state). Additional in-car camera installations for new vehicles will occur throughout CY23. It is anticipated that the Department will have 825 vehicles equipped with in-car cameras deployed throughout the FOB Barracks.

PART XII – RECOMMENDATIONS - CONTINUED

4. In February of 2022, the Department successfully procured Body Worn Cameras (BWC). The BWC program will comply with the state mandated deadline of July 2023. The Department developed a Mobile Video Recording Program for troopers who are assigned to the Field Operations Bureau. The In-Car Camera system will be complemented by the BWC. The Department's Axon BWC will seamlessly integrate with our current and existing Axon in-car camera system. The combined solution provides the ability to record audio and video activity both from the Troopers perspective and the vehicle (both inside and outside). The cloud solution provides the MDSP users and administrative personnel access to videos, the ability to share with courts or other allied agencies, and overall management of the program. Upon completion, the Department will have approximately 1200 BWCs deployed throughout the department. Currently all corporals and below assigned to barracks are equipped with BWCs.