



**USE OF FORCE**  
Annual Review & Analysis

**A REVIEW OF USE OF FORCE INCIDENTS**

By members of the

**MARYLAND STATE POLICE**

Between

**JANUARY 1, 2024 - DECEMBER 31, 2024**

Prepared by:

MSP Use of Force Committee  
Major Stephen C. DeCerbo  
Chairman

## Table of Contents

Part I - Agency Message	3
Part II – Introduction	3
Part III – Overview	4
Part IV - Deadly Force	5
Part V - Complaints of Excessive Force	6
Part VI - Use of Force Statistics and Information	6-15
Part VII - Use of Force Litigation and Outcomes	15
Part VIII - Responding to Media and Community Groups	15
Part IX - Use of Force Review Committee	16
Part X - Compliance with Policy	16
Part XI - Summary	16
Part XII - Recommendations	16

## **PART I - AGENCY MESSAGE**

---

Troopers may not use force against a person unless, under the totality of the circumstances, the force is reasonable, necessary and proportional to prevent an imminent threat of physical injury to a person or to accomplish a legitimate law enforcement objective. The decision to use force requires careful attention and continual assessment of the situation, threats, options, and risks, with the goal of resolving the encounter peacefully. As part of its commitment to excellence, it is Maryland State Police (MSP) policy that the trooper's immediate supervisor, commander, a representative of the Internal Affairs Division (IAD) and a representative of the Education Training Division (ETD) review all use of force incidents. In cases where excessive force is alleged, the IAD may independently investigate the case.

The MSP understands that accountability and transparency are necessary elements in building confidence and trust between police agencies and the community. While the MSP is proud of its efforts to address use of force issues, the department remains committed to the idea of continuous self-improvement. The department's use of force policy (OPS 10.03) was updated in 2024 in order to comply with Maryland law, the Commission on Accreditation for Law Enforcement Agencies (CALEA) standards and law enforcement's national best practices; and to include the provision of for conducted energy weapons (CEW).

## **PART II - INTRODUCTION**

---

Troopers are permitted to employ force, including deadly force, when necessary and in accordance with law and MSP policy. Troopers must evaluate each situation, often in a split second, to determine the level of resistance offered and ensure their response is appropriate. To ensure their competency, troopers receive extensive entry-level and annual in-service training focused on employing reasonable, necessary and proportional force, pursuant to [OPS 10.03](#). Due to law and policy updates, troopers may not use force against a person unless, under the totality of the circumstances, the force is reasonable, necessary and proportional to prevent an imminent threat of physical injury to a person or to accomplish a legitimate law enforcement objective. Integral components of training programs include verbal commands, de-escalation techniques, and the use of less lethal options. Use of these techniques can help safely diffuse situations that may otherwise escalate and require officers to resort to deadly force. Troopers who use force that is not reasonable, necessary, and proportional will be subject to corrective action and possible discipline, possible criminal prosecution, and/or civil liability.

This analysis, required by CALEA, is used internally to help identify trends, improve training and officer safety and provide timely information for the department to address use of force issues within the community it serves. The information provided is made available for release to the public. The information contained herein was obtained from IAPro, the Computer-Aided Dispatch (CAD) System, the Report Management System (RMS) and E-tix data from within Delta. The IAPro data was compiled from information entered into use of force entries in BlueTeam, which is an online reporting system that MSP began using on January 1, 2015. For any incident where force is used, the trooper who uses force creates a Use of Force Incident Report in BlueTeam and enters their involvement, to include force used and other factors. All reports are forwarded to IAD and ETD through the chain of command for proper analysis and to identify trends and/or possible training needs. The data related to arrests and citizen contacts was obtained from the RMS and CAD.

Prior to any analysis being conducted, it is important to understand the difference between an “incident” and a “trooper who used force.” The term “incident” refers to the number of times/situations where either one or more troopers used force against a suspect. At times, a single incident could involve two or more troopers who used force during an incident; this explains why the number of “troopers who used force” is greater than the total number of “incidents.”

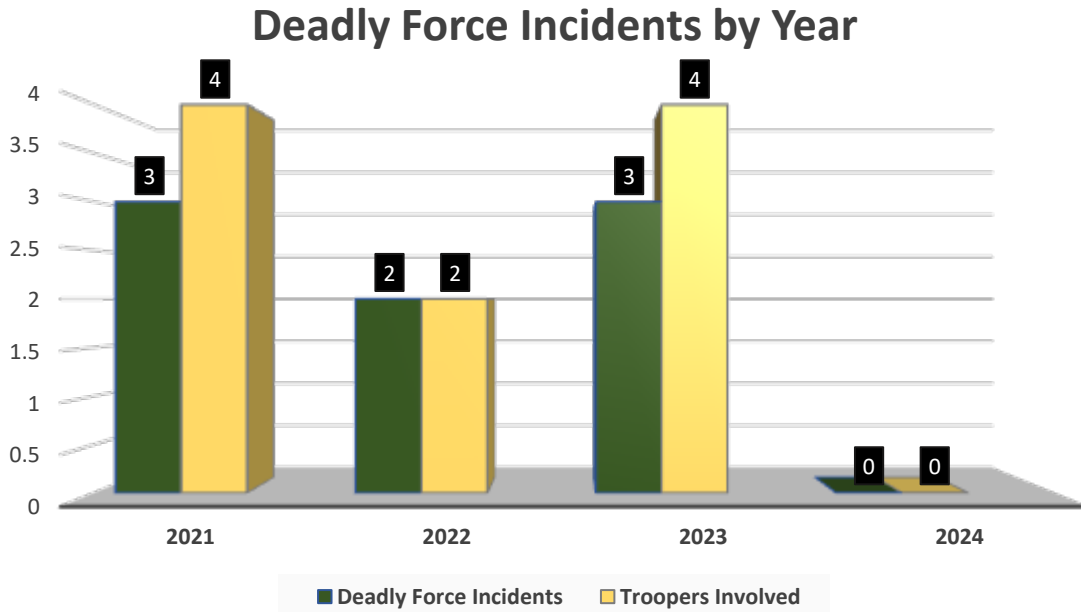
### **PART III - OVERVIEW**

---

The following is a list of significant data related to use of force incidents in 2024.

- Troopers reported a total of 237 use of force incidents in 2024 compared to 251 in 2023.
- During the 237 use of force incidents, 388 troopers used force.
- According to the CAD (calls for service) and E-tix (traffic stops), force was used by troopers in .027% of all citizen contacts.
- Troopers used force during 1.9% of all arrests (12,198 arrests).
- Troopers with 0-7 years tenure represented 56% of personnel who used force.
- The majority of use of force incidents (88%) were reported by barrack personnel.
- The North East (23), Leonardtown (16) Frederick (16) and Easton (16) Barracks reported the most use of force incidents.
- Caucasian, African American and Hispanic suspects accounted for the most use of force incidents at 44%, 37% and 14%, respectively.
- 73% of use of force incidents involved males.
- In comparison to 2023, troopers who reported injuries during use of force incidents increased by 17% from 40 to 47 incidents respectively.
- In comparison to 2023, suspects who sustained injuries during use of force incidents increased by 6% from 67 to 71 respectively.
- Troopers reported being injured in 9% of all use of force incidents and were treated at a hospital in 2% of the total incidents
- Suspects were injured in 26% of all use of force incidents and were treated at a hospital in 14% of the total incidents
- There were 9 complaints of excessive force involving 15 troopers in 2024, compared to 2 complaints of excessive force involving 2 troopers in 2023. One investigation is pending.
- Deadly force was used in 0 incidents in 2024, compared to 3 incidents in 2023.

Figure 1 - Deadly Force Incidents



Source - IAPro, BlueTeam

Figure 1a - Deadly Force Incidents (Shootings)

Year	Number of Incidents	Troopers Involved	Outcome	Conformed to Policy
2021	3	4	All - Justified	All - Yes
2022	2	2	All - Justified	All - Yes
2023	3	4	All- Justified	All-Yes
2024	0	0	NA	NA

**\*Troopers Involved includes only those who discharged their weapon.**

Source - IAPro, BlueTeam

**PART V - COMPLAINTS OF EXCESSIVE FORCE**

---

**Figure 2 - Excessive Force Complaints**

Year	Number of Complaints	Number of Involved Troopers	Outcome
2021	13	16	11 Unfounded, 1 Exonerated, 1 Sustained
2022	10	11	6 Unfounded, 2 Exonerated, 2 Sustained
2023	2	2	2 Exonerated
2024	9	15	4 Unfounded, 4 Exonerated, 1 Open

EXONERATED: means the trooper acted in accordance with the law and MSP policy.

SUSTAINED: means the investigation disclosed sufficient information to substantiate the allegation.

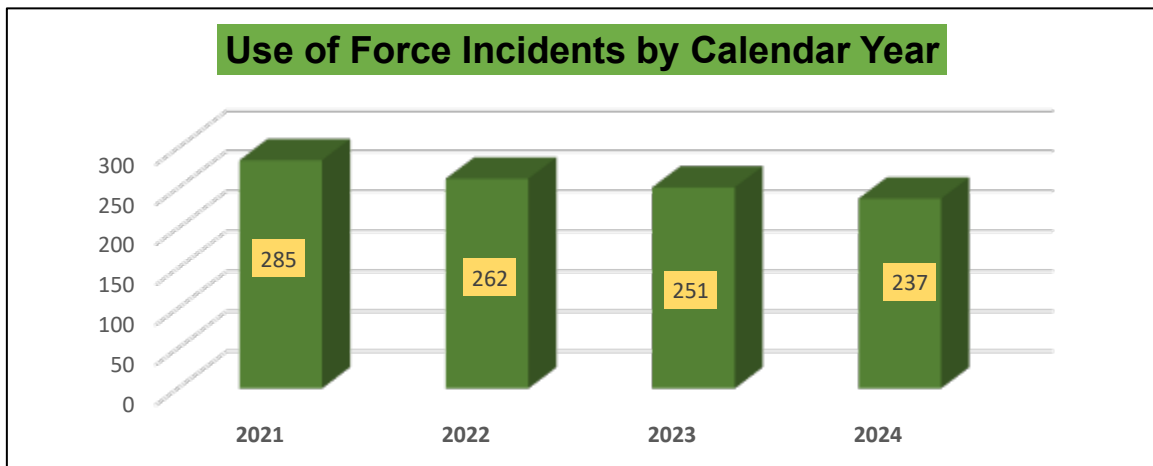
UNFOUNDED: means that the allegations against a trooper are not supported by fact.

Source - IAPro, BlueTeam

**PART VI - USE OF FORCE STATISTICS AND INFORMATION**

---

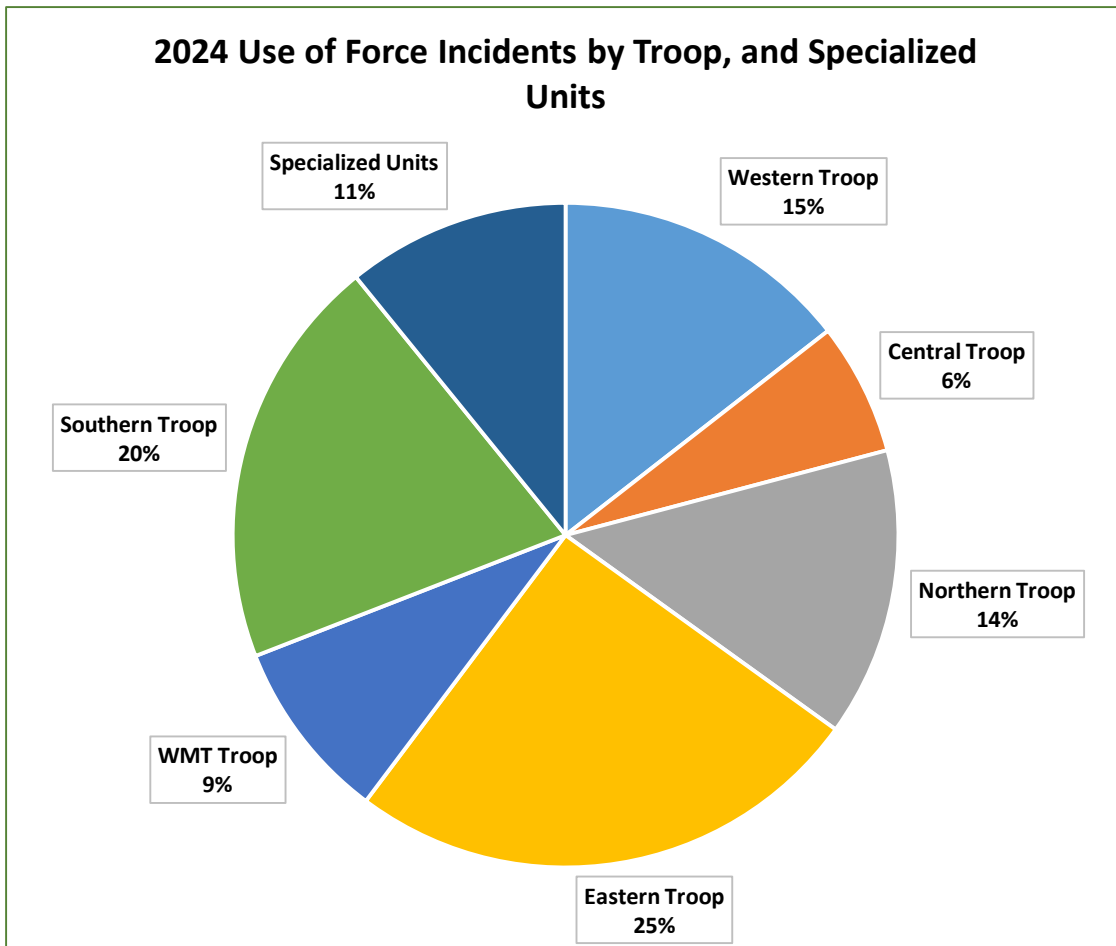
**Figure 3 - Summary of Use of Force Incidents by Calendar Year**



Source - IAPro, BlueTeam

**USE OF FORCE STATISTICS AND INFORMATION (CONTINUED)**

**Figure 4 - Use of Force Incidents by Troop and Units**



Source - IPro, BlueTeam

**USE OF FORCE STATISTICS AND INFORMATION (CONTINUED)**

**Figure 4a - Use of Force Incidents by Barrack or Unit**

	2021	2022	2023	2024
<b>Barracks</b>				
Barrack A – Waterloo	8	5	2	6
Barrack B – Frederick	9	10	14	16
Barrack C – Cumberland	9	7	9	5
Barrack D – Bel Air	14	8	7	5
Barrack E – Salisbury	22	12	16	14
Barrack F – North East	17	17	19	23
Barrack G – Westminster	12	10	15	8
Barrack H – La Plata	4	5	5	3
Barrack I – Easton	20	16	16	16
Barrack J – Annapolis	5	12	8	9
Barrack L – Forestville	8	10	13	10
Barrack M – JFK Highway	7	5	2	7
Barrack N – Rockville	8	13	8	6
Barrack O – Hagerstown	12	7	5	10
Barrack P – Glen Burnie	5	10	6	9
Barrack Q – College Park	4	8	11	7
Barrack R – Golden Ring	14	10	15	4
Barrack S – Centreville	10	9	10	15
Barrack T – Leonardtown	33	32	26	16
Barrack U – Prince Frederick	22	19	11	12
Barrack V – Berlin Barrack	12	4	13	10
Barrack W – McHenry	2	5	4	10
Barrack X – Princess Anne	9	5	5	8
<b>BARRACK SUBTOTAL</b>	<b>266</b>	<b>239</b>	<b>240</b>	<b>224</b>
Other Units	37	43	30	30
<b>TOTAL</b>	<b>303</b>	<b>282</b>	<b>270</b>	<b>254</b>
	**There were 17 incidents in which personnel from 2 or more installations were involved in the same incident. (254-17= 237 incidents)			

Source - IAPro, BlueTeam

**USE OF FORCE STATISTICS AND INFORMATION (CONTINUED)**

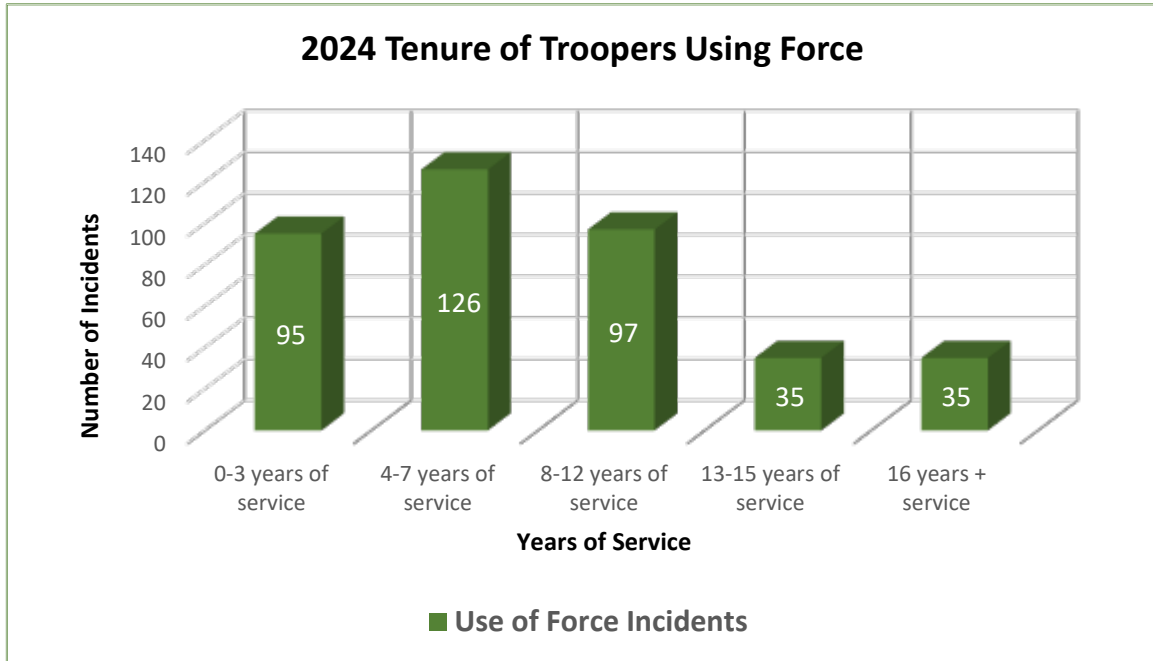
**Figure 5 - Type of Force Used**

<b>TYPE OF FORCE USED BY TROOPERS</b>	
<b>Type of Force (Options after July 1, 2022)</b>	<b>Total</b>
Chemical Agent(s)	12
Impact Weapon - MEB	2
Physical Contact that Includes Control Techniques	400
Physical Strike (Other than MEB)	9
Takedown	79
Violent Prisoner Restraining Device	13
Intentional K-9 Bites	0
Ramming of Suspect's Vehicle	0
Electronic Control Weapon	0
<b>**A trooper, or multiple troopers, may use more than one type of force during an incident accounting for the disparity in number of incidents to types of force used.</b>	

Source - IAPro, BlueTeam

**USE OF FORCE STATISTICS AND INFORMATION (CONTINUED)**

**Figure 6 - Tenure of Troopers Using Force**



Source - IPro, BlueTeam

**Figure 6a - Tenure of Troopers Using Force**

	2021	2022	2023	2024
<b>Years as a Trooper</b>	<b>Number</b>	<b>Number</b>	<b>Number</b>	<b>Number</b>
0 to 3 year	186	169	<b>170</b>	<b>95</b>
4 to 7 years	118	108	<b>124</b>	<b>126</b>
8 to 12 years	82	77	<b>80</b>	<b>97</b>
13 to 15 years	34	28	<b>17</b>	<b>35</b>
16 + years	40	49	<b>45</b>	<b>35</b>
Total Number of Troopers	460	431	<b>436</b>	<b>388</b>

The numbers account for every trooper that reported using force.

Source - IPro, BlueTeam

**USE OF FORCE STATISTICS AND INFORMATION (CONTINUED)**

**Figure 7 - Reason for Use of Force**

<b>REASON FOR USE OF FORCE</b>	
<b>Reason Force was Used</b>	<b>Reason Force was Used Totals</b>
Prevent imminent threat of physical injury to a person	<b>58</b>
Accomplish a legitimate law enforcement objective	<b>330</b>
	<b>TOTAL # OF TROOPERS</b>
	<b>388</b>

Source - IAPro, BlueTeam

**Figure 8 - Use of Force by Day of Week (237 total Incidents)**

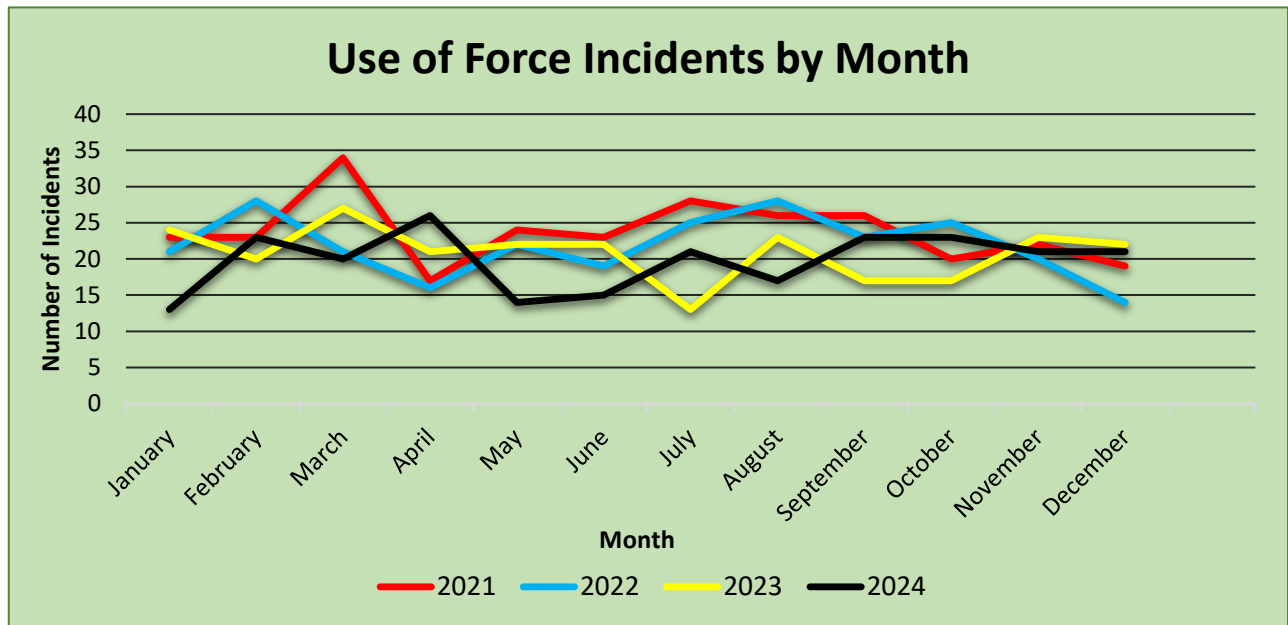
<b>Day of Week</b>	<b>2021</b>		<b>2022</b>		<b>2023</b>		<b>2024</b>	
	<b>Number</b>	<b>% Change*</b>	<b>Number</b>	<b>% Change*</b>	<b>Number</b>	<b>%Change*</b>	<b>Number</b>	<b>%Change*</b>
Sunday	45	-13%	31	-31%	<b>43</b>	38%	<b>48</b>	<b>11%</b>
Monday	37	16%	37	0%	<b>25</b>	-32%	<b>26</b>	<b>4%</b>
Tuesday	34	70%	35	3%	<b>31</b>	-11%	<b>35</b>	<b>12%</b>
Wednesday	45	67%	29	-36%	<b>32</b>	10%	<b>31</b>	<b>-3%</b>
Thursday	31	0%	47	52%	<b>34</b>	-28%	<b>32</b>	<b>-5%</b>
Friday	43	-2%	37	-14%	<b>51</b>	38%	<b>27</b>	<b>-47%</b>
Saturday	50	22%	46	-8%	<b>35</b>	-24%	<b>38</b>	<b>9%</b>

\*The percent change is based on the previous year's total number.

Source - IAPro, BlueTeam

**USE OF FORCE STATISTICS AND INFORMATION (CONTINUED)**

**Figure 9 - Use of Force Incidents by Month**



Source - IPro, BlueTeam

**Figure 9a - Use of Force Incidents by Month**

Month	2021		2022		2023		2024	
	Number	% Change*	Number	% Change*	Number	%Change*	Number	%Change*
January	23	53%	21	-9%	24	14%	13	-45%
February	23	-4%	28	22%	20	-29%	23	15%
March	34	70%	21	-38%	27	29%	20	-25%
April	17	-15%	16	-6%	21	31%	26	23%
May	24	-20%	22	-8%	22	0%	14	-36%
June	23	10%	19	-17%	22	16%	15	-31%
July	28	33%	25	-11%	13	-48%	21	61%
August	26	37%	28	8%	23	-17%	17	-26%
September	26	8%	23	-12%	17	-26%	23	35%
October	20	-5%	25	25%	17	-32%	23	35%
November	22	29%	20	-9%	23	15%	21	-8%
December	19	27%	14	-26%	22	57%	21	-5%

\*The percent change is based on the previous year's total number.

Source - IPro, BlueTeam

**USE OF FORCE STATISTICS AND INFORMATION (CONTINUED)**

**Figure 10a - Injury to Trooper**

Year	Total Incidents	# of Incidents Where a Trooper was Injured	Medical Treatment	
			Taken to Hosp.	Not Taken to Hosp.
2021	285	70	18	52
2022	262	44	11	33
2023	251	40	9	31
2024	<b>237</b>	<b>47</b>	<b>14</b>	<b>33</b>

Source - IAPro, BlueTeam

**Figure 10b - Injury to Suspect**

Year	Total Incidents	# of Incidents Where a Suspect was Injured	Medical Treatment	
			Taken to Hosp.	Not Taken to Hosp.
2021	285	114	51	63
2022	262	104	58	46
2023	251	67	37	30
2024	<b>237</b>	<b>71</b>	<b>102</b>	<b>31</b>

\*\* "Taken to Hospital" can include transports for emergency petitions

Source - IAPro, BlueTeam

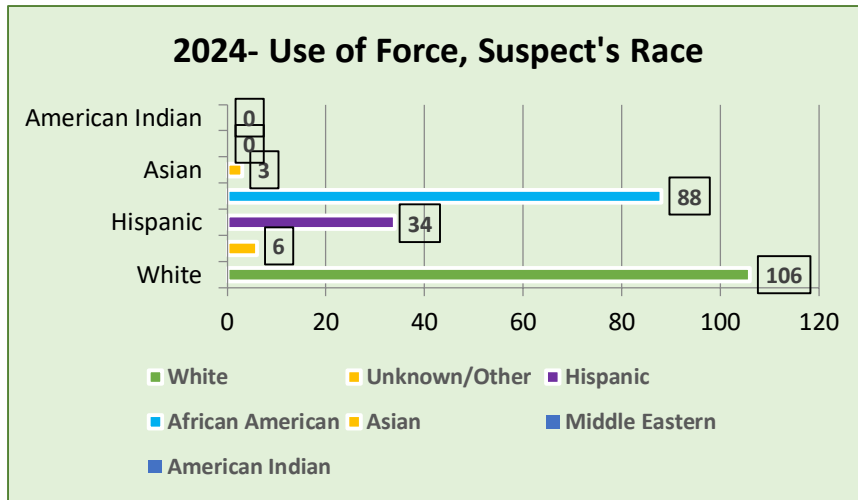
**Figure 11 – Suspect’s Gender**

	2021		2022		2023		2024	
	Number	% Change	Number	% Change	Number	% Change	Number	% Change
Male	210	7%	<b>198</b>	-6%	<b>178</b>	-10%	<b>175</b>	-2%
Female	78	47%	<b>68</b>	-13%	<b>77</b>	13%	<b>59</b>	-23%
Unknown / Other	0	N/A	<b>0</b>	N/A	<b>0</b>	0	<b>3</b>	300%
<b>TOTAL</b>	288		<b>266</b>		<b>255</b>		<b>237</b>	

Source - IAPro, BlueTeam

**Use of Force Statistics and Information (Continued)**

**Figure 12 - Suspect's Race**



Source - IAPro, BlueTeam


**Figure 12a - Suspect's Race**

	2021		2022		2023		2024	
	Number	% Change	Number	% Change	Number	% Change	Number	% Change
Asian	1	-80%	2	100%	1	-50%	3	200%
African American	135	12%	121	-10%	116	-4%	88	-24%
Hispanic	16	-11%	17	6%	10	-41%	34	240%
Unknown /Other	5	400%	5	0%	4	-20%	6	50%
White	131	25%	121	-8%	124	-2%	106	-14%
<b>TOTAL</b>	288		266		255	-4%	237	

Source - IAPro, BlueTeam

## Use of Force Statistics and Information (Continued)

**Figure 13 - Use of Force 2024 Statistical Comparisons**



Source - Incidents vs. Arrests: Report Management System (RMS)  
Source - Incidents vs. Calls for Service: Computer Aided Dispatch (CAD)

## **Part VII - USE OF FORCE LITIGATION AND OUTCOMES**

---

The Office of Legal Counsel (OLC) advised there are no current lawsuits resulting from use of force incidents in 2024. However, that number is subject to change as litigants have three years to file a tort claim.

## **PART VIII - RESPONDING TO MEDIA AND COMMUNITY GROUPS**

---

The Office of Media Communications (OMC) remains engaged with media and community groups. The OMC issues news releases regarding each deadly force incident. The releases are provided to the media, distributed to those citizens who have signed up to receive posted on the MSP website. The OMC and the Public Information Act coordinator also receive requests regarding policies, training and accountability.

The Office of the Attorney General's Independent Investigations Division (IID) investigates all police-involved incidents that result in the death of an individual or injuries that are likely to result in the death of an individual occurring in the State of Maryland. The IID was created by the Maryland General Assembly in the spring of 2021 as part of a large package of police accountability and reform bills. The IID has jurisdiction over incidents that have occurred since October 1, 2021. In 2023 the General Assembly expanded the IID's authority to include prosecution.

Throughout the State, barrack commanders and staff meet with various community organizations to share information and build relationships. Occasionally, MSP personnel are asked about local incidents and/or national events where police officers employed force. The community involvement affords law enforcement an opportunity to help citizens increase their knowledge and understanding about the complex nature of police work, including use of force incidents.

## **PART IX - USE OF FORCE REVIEW COMMITTEE**

---

The Use of Force Review Committee is comprised of:

A commissioned officer selected by the FOB Chief (Chairman)

The IAD Commander

The ETD Commander

The Planning & Research Division Commander

A member of the ETD Physical Skills Unit, and

An attorney from the Office of Legal Counsel (advisory capacity only).

The committee will conduct a review of use of force incidents, as needed, and anytime there is a question regarding compliance with MSP policy.

## **PART X - COMPLIANCE WITH POLICY**

---

A review of the 237 use of force incidents in 2024 revealed that out of the 388 troopers who used force, 387 were found justified and in conformance with the MSP use of force policy. There is still one incident pending review.

## **PART XI - SUMMARY**

---

The use of force rate has remained relatively consistent over the last three years. In 2024, use of force was applied in .03% of all contacts (calls for service and traffic stops) and in 2% of all arrests. This data reflects that, for the overwhelming majority of contacts and arrest situations, troopers are rarely required to use force to resolve a situation safely. When use of force was necessary, the data reflects troopers most often used soft open hand techniques or physical contact that includes control techniques.

The MSP is committed to ensuring the safety of the public, its troopers, and to making Maryland a safer place to live, work and visit. The information gleaned in this report suggests troopers are using force in compliance with the law and MSP policy.

## **PART XII - RECOMMENDATIONS**

---

1. The department will continue to review its' current use of force policy and compare it to best practices, policy and recommendations of the International Association of Chiefs of Police and other law enforcement agencies.
2. The department will remain committed to community involvement by building upon the foundation of public trust, confidence, and mutual respect amongst troopers and the communities they serve and protect.
3. In February of 2022, the department successfully procured Body Worn Cameras (BWC) to comply with the state mandated deadline of July 2023. Body Worn Cameras totaled 1116 units distributed between the Field Operations, Criminal Investigative and Support Services Bureaus along with specialized units.
4. The department has begun the training and implementation of the "Axon Taser 10" less-lethal, conducted energy devices for the Field Operations Bureau. The "Use of Conducted Energy Weapons" policy has been published to provide employees with procedures governing the use and handling of the conducted energy weapons.